







Name _____ Date _____

Peter's Pockets

Peter emptied his pockets on the table. He sorted the items. Help Peter count them.



Items	Number I Counted
	
	
	
	
	






Show how you counted the buttons.

Copyright © Kendall Hunt Publishing Company

TG • Grade 1 • Unit 1 • Lesson 2 Assessment Master

Teacher Guide

Peter's Pocket (TG)


Items	Number I Counted
	10
	8
	7
	6
	2



Teacher Guide






Name _____ Date _____

In My Home

 **Homework**

Dear Family Member:
Your child is learning to count objects. Help your child complete the table below. Your child can draw a picture of the object or write the name out in words.
Thank you for your cooperation.

Count objects around your home. Add some of your own objects. Write or draw each object in the table below. Record the number counted.

Object I Counted	Number
Doors 	
Pets 	
Clocks  	
Sinks 	

Copyright © Kendall Hunt Publishing Company

TG • Grade 1 • Unit 1 • Lesson 2 Homework Master

Teacher Guide

In My Home (TG) Homework

Responses will vary.