


Copyright © Kendall Hunt Publishing Company

Name \_\_\_\_\_ Date \_\_\_\_\_

Year: \_\_\_\_\_

Month: \_\_\_\_\_

Time of Day:  \_\_\_\_\_

### Weather Calendar

	Saturday	Friday	Thursday	Wednesday	Tuesday	Monday	Sunday

Weather 1: Eye on the Sky SAB • Grade 1 • Unit 1 • Lesson 6 **11**

**Student Activity Book - Page 11**

**Student Activity Book**




**Weather Calendar (SAB p. 11)**

Calendar will vary based upon weather.

**Weather Data Table (SAB p. 13)**


Sample data table:

**October's Weather**

<i>T</i> Type of Sky	<i>N</i> Number of Days	
	Tallies	Total
	### ### 	<b>13</b>
	### 	<b>6</b>
	### ### 	<b>12</b>

Name \_\_\_\_\_ Date \_\_\_\_\_

### Weather Data Table

**Collect** 

Study your *Weather Calendar*. Record the data in the table below.

\_\_\_\_\_ 's Weather

<i>T</i> Type of _____	<i>N</i> Number of _____	
	Tallies	Total

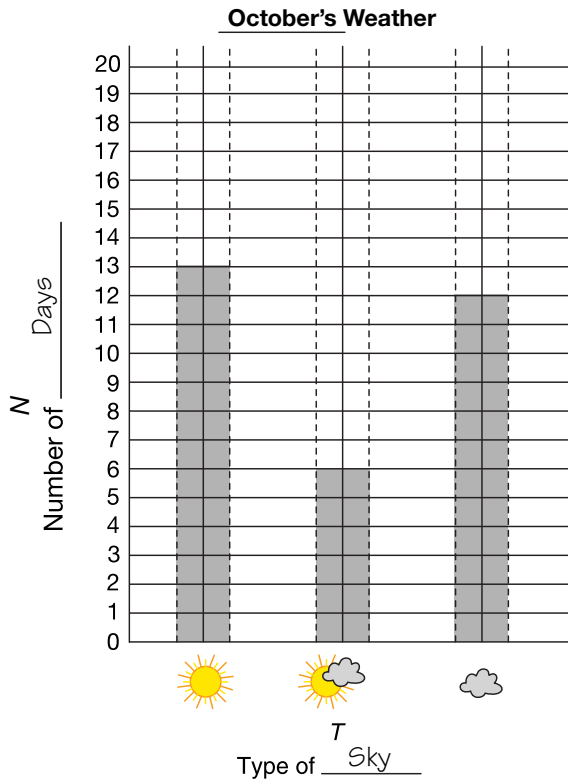
Copyright © Kendall Hunt Publishing Company

Weather 1: Eye on the Sky SAB • Grade 1 • Unit 1 • Lesson 6 **13**

**Student Activity Book - Page 13**

**Weather Graph (SAB p. 15)**

Sample graph:



**Thinking About the Weather (SAB p. 17)**

Answers will vary based on student data. Sample answers are given for sample data table and sample graphs shown above.

1. sunny
2. partly cloudy
3. 19
4. 18
5. sunny

Copyright © Kendall Hunt Publishing Company

Name \_\_\_\_\_ Date \_\_\_\_\_

### Weather Graph

**Graph**

Make a graph of your data.

\_\_\_\_\_ 's Weather

Type of \_\_\_\_\_

Copyright © Kendall Hunt Publishing Company

Weather 1: Eye on the Sky SAB • Grade 1 • Unit 1 • Lesson 6 **15**

**Student Activity Book - Page 15**

Name \_\_\_\_\_ Date \_\_\_\_\_

### Thinking About the Weather

**Explore**

Answer the following questions. Use your data table and graph.

1. Which type of sky did you see *most* often?  
\_\_\_\_\_
2. Which type of sky did you see *least* often?  
\_\_\_\_\_
3. How many sunny *and* partly cloudy skies were there in all?  
\_\_\_\_\_
4. How many cloudy *and* partly cloudy skies were there in all?  
\_\_\_\_\_
5. Were there more cloudy skies or more sunny skies?  
\_\_\_\_\_

Copyright © Kendall Hunt Publishing Company

Weather 1: Eye on the Sky SAB • Grade 1 • Unit 1 • Lesson 6 **17**

**Student Activity Book - Page 17**