

Unit 3: Home Practice





Part 1 Counting Eyes and Noses

Dear Family Member:

Please help your child count the objects listed in the table. As you go from person to person in your family, have your child record a tally for each object he or she sees. After all of the people have been checked, have your child count the tallies and record the total. Help your child skip count by 2s and 10s.

Thank you.

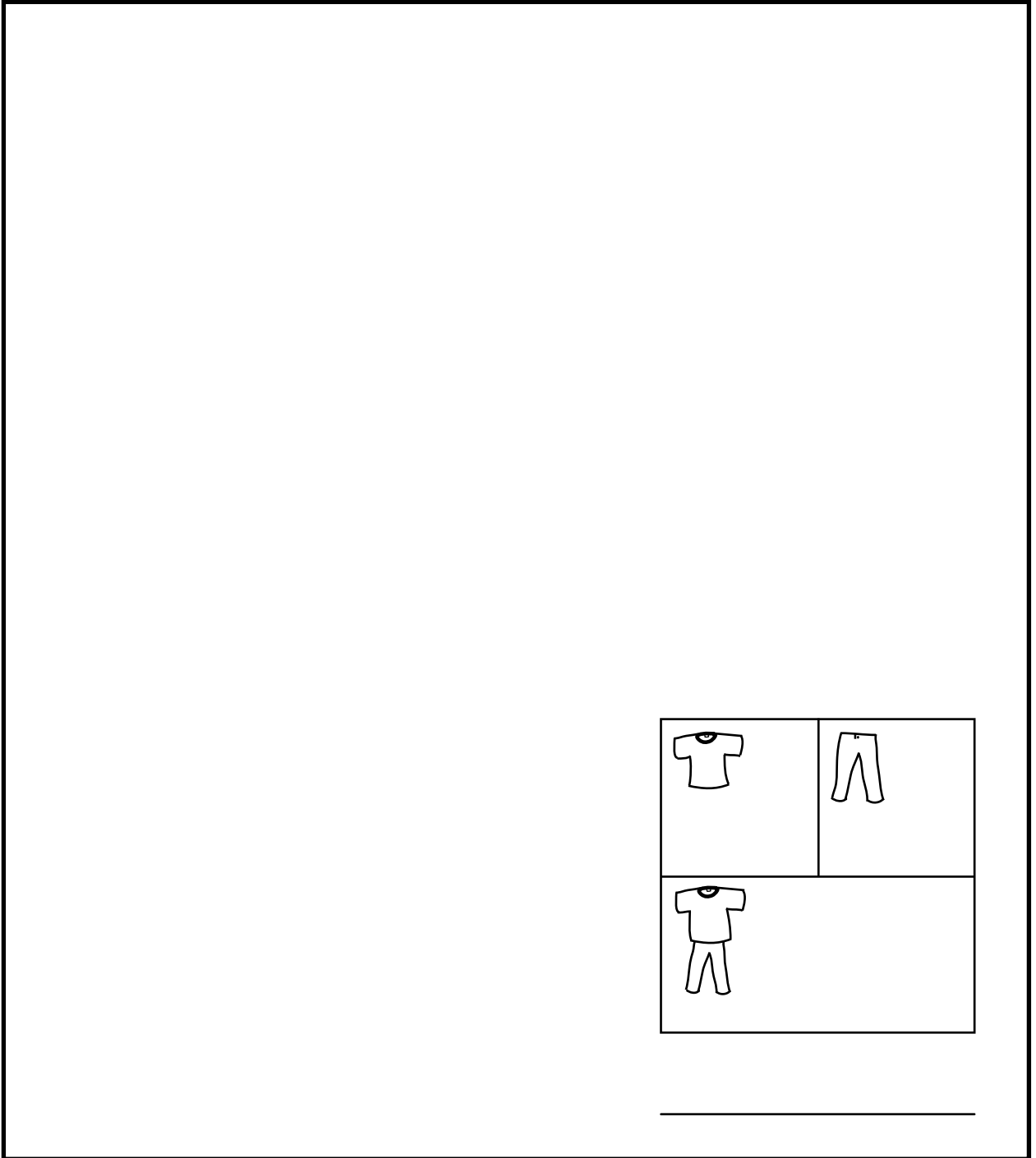
Record a tally for each object in your family. Then count the tallies and record the total.




Object	Tallies	Total
Eyes 		
Nose 		
Feet 		
Fingers 		

Copyright © Kendall Hunt Publishing Company

Part 2 Pockets



Find a person in your family wearing pockets. Draw a picture showing the number of pockets in the shirt and pants. Write a number sentence to show the total number of pockets.






	
	

Part 3 Pennies

1. Emily has 6 pennies. Show different ways Emily can place her 6 pennies into 2 pockets. Complete the table.

 Pocket 1	 Pocket 2	Number Sentence
0¢	6¢	$0¢ + 6¢ = 6¢$

2. Sam has 5 pennies. Show different ways Sam can place his 5 pennies into 3 pockets.





 Pocket 1	 Pocket 2	 Pocket 3	Number Sentence
1¢	1¢	3¢	$1¢ + 1¢ + 3¢ = 5¢$

Copyright © Kendall Hunt Publishing Company

Home Practice

Part 1. Counting Eyes and Noses (TG p. 1)


Possible response:

Object	Tallies	Total
Eyes 		10
Nose 		5
Feet 		10
Fingers 		50

Part 2. Pockets (TG p. 2)

Drawings will vary.

Possible number sentence:



$3 + 4 = 7$

Copyright © Kendall Hunt Publishing Company

Name _____ Date _____

Unit 3: Home Practice





Part 1 Counting Eyes and Noses

Dear Family Member:

Please help your child count the objects listed in the table. As you go from person to person in your family, have your child record a tally for each object he or she sees. After all of the people have been checked, have your child count the tallies and record the total. Help your child skip count by 2s and 10s.

Thank you.

Record a tally for each object in your family. Then count the tallies and record the total.

Object	Tallies	Total
Eyes 		
Nose 		
Feet 		
Fingers 		

Copyright © Kendall Hunt Publishing Company


TG • Grade 1 • Unit 3 • Home Practice

Teacher Guide - Page 1

Name _____ Date _____

Part 2 Pockets

Find a person in your family wearing pockets. Draw a picture showing the number of pockets in the shirt and pants. Write a number sentence to show the total number of pockets.



Copyright © Kendall Hunt Publishing Company



TG • Grade 1 • Unit 3 • Home Practice 2

Teacher Guide - Page 2




Name _____ Date _____

Part 3 Pennies

1. Emily has 6 pennies. Show different ways Emily can place her 6 pennies into 2 pockets. Complete the table.

 Pocket 1	 Pocket 2	Number Sentence
0¢	6¢	$0¢ + 6¢ = 6¢$

2. Sam has 5 pennies. Show different ways Sam can place his 5 pennies into 3 pockets.

 Pocket 1	 Pocket 2	 Pocket 3	Number Sentence
1¢	1¢	3¢	$1¢ + 1¢ + 3¢ = 5¢$

Copyright © Kendall Hunt Publishing Company



3 TG • Grade 1 • Unit 3 • Home Practice

Teacher Guide - Page 3




Part 3. Pennies (TG p. 3)

Possible response:

1.

 Pocket 1	 Pocket 2	Number Sentence
0¢	6¢	$0¢ + 6¢ = 6¢$
1¢	5¢	$1¢ + 5¢ = 6¢$
2¢	4¢	$2¢ + 4¢ = 6¢$
3¢	3¢	$3¢ + 3¢ = 6¢$

2.

 Pocket 1	 Pocket 2	 Pocket 3	Number Sentence
1¢	1¢	3¢	$1¢ + 1¢ + 3¢ = 5¢$
0¢	0¢	5¢	$0¢ + 0¢ + 5¢ = 5¢$
0¢	2¢	3¢	$0¢ + 2¢ + 3¢ = 5¢$
2¢	2¢	1¢	$2¢ + 2¢ + 1¢ = 5¢$
4¢	1¢	0¢	$4¢ + 1¢ + 0¢ = 5¢$

Copyright © Kendall Hunt Publishing Company