


Name _____ Date _____

Cubes and Ten Frames


Show the number of cubes in the ten frame. Write the number.

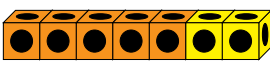
Example



X	X	X	X	X	
X					

6

1. 

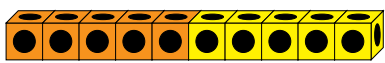
2. 

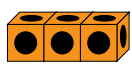
Copyright © Kendall Hunt Publishing Company

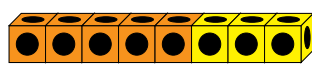
Ten Frames
SAB • Grade 1 • Unit 3 • Lesson 2
41

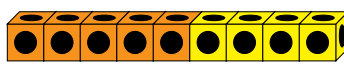
Student Activity Book - Page 41

Name _____ Date _____

3. 

4. 

5. 

6. 

Copyright © Kendall Hunt Publishing Company

42
SAB • Grade 1 • Unit 3 • Lesson 2
Ten Frames

Student Activity Book - Page 42

Student Activity Book

Cubes and Ten Frames (SAB pp. 41–42) Questions 1–6

1. 5

X	X	X	X	X

2. 7

X	X	X	X	X
X	X			

3. 10

X	X	X	X	X
X	X	X	X	X

4. 3

X	X	X		

5. 8


X	X	X	X	X
X	X	X		

6. 9

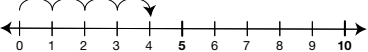
X	X	X	X	X
X	X	X	X	


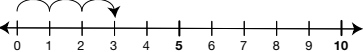

Teacher Guide

Ten Frames, Number Lines, and Tallies (TG pp. 1–2)
Homework Questions 1–6

1. 

X	X	X	X	X
2.

X	X	X	X	X
X				
3. 
4.

X	X	X	X	X
X	X	X	X	
5.  
6. 

X	X	X	X	X
X	X	X		

Copyright © Kendall Hunt Publishing Company

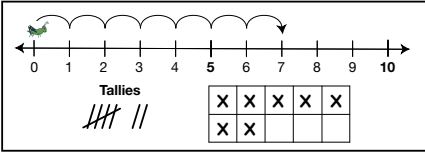
Name _____ Date _____


Ten Frames, Number Lines, and Tallies

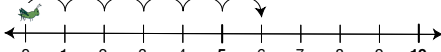
Homework

Dear Family Member:
Your child is using ten frames to represent numbers. A ten frame for 7 is shown below. Note that the top row of a ten frame is filled in completely before the bottom row is used. Thank you.

Show the number by completing the number line, tallies, and ten frame. Follow the example showing 7.



1. 
Tallies

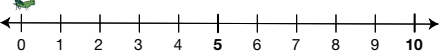
2. 
Tallies


Copyright © Kendall Hunt Publishing Company

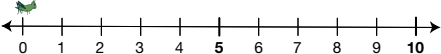
Homework Master TG • Grade 1 • Unit 3 • Lesson 2

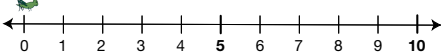
Teacher Guide - Page 1

Name _____ Date _____

3. 
Tallies

X	X	X	X	
4. 
Tallies

5. 
Tallies

X	X	X		
6. 
Tallies

Copyright © Kendall Hunt Publishing Company

2 TG • Grade 1 • Unit 3 • Lesson 2 Homework Master

Teacher Guide - Page 2