

# Ten Frames, Number Lines, and Tallies



Dear Family Member:

Your child is using ten frames to represent numbers. A ten frame for 7 is shown below. Note that the top row of a ten frame is filled in completely before the bottom row is used. Thank you.

Show the number by completing the number line, tallies, and ten frame. Follow the example showing 7.

**Tallies**

**Ten Frame:**

X	X	X	X	X
X	X			

1.

**Tallies**

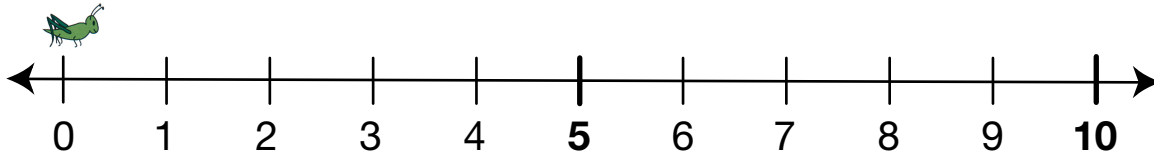
**Ten Frame:**


2.

**Tallies**

**Ten Frame:**

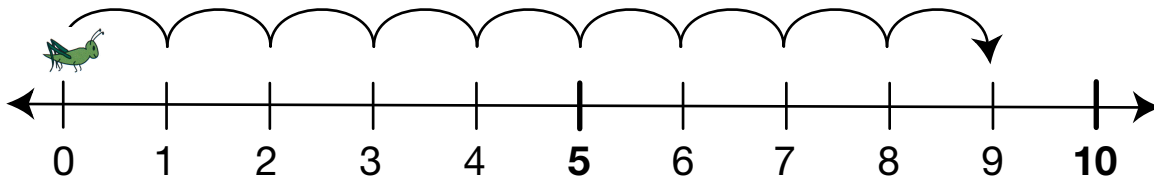

3.



**Tallies**  
 |||

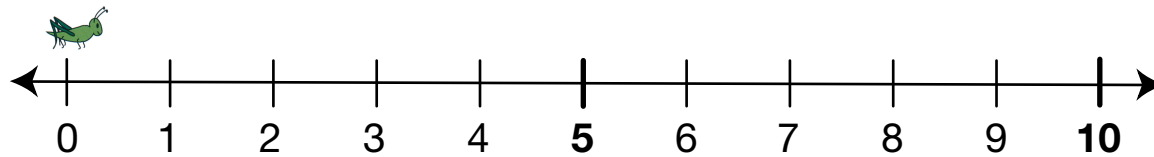
X	X	X	X	

4.



**Tallies**  
 // / |||

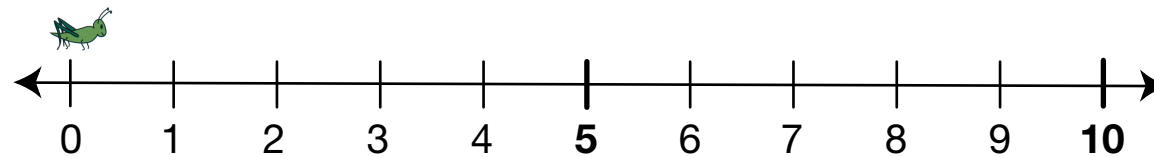

5.



**Tallies**

X	X	X		

6.



**Tallies**  
 // / |||
