

**Student Activity Book**

**Shirt and Pants Pockets (SAB pp. 43–44)**

**Questions 1–9**




1. Answers will vary.
2. \*  $1 + 4 = 5$
3. \*  $2 + 3 = 5$
4.  $4 + 0 = 4$
5.  $3 + 3 = 6$
6.  $2 + 5 = 7$
7.  $0 + 0 = 0$
8.  $1 + 6 = 7$
9.  $4 + 6 = 10$

Name \_\_\_\_\_ Date \_\_\_\_\_

**Shirt and Pants Pockets**




Record the number of shirt pockets, pants pockets, and total pockets. Then write a number sentence.

1.




+  =

2.

 1	 4
	

+  =

3.

 2	 3
	

+  =




Copyright © Kendall Hunt Publishing Company

Pocket Parts SAB • Grade 1 • Unit 3 • Lesson 4 **43**

**Student Activity Book - Page 43**




Name \_\_\_\_\_ Date \_\_\_\_\_

4.

 4	 0
	




+  =

5.

 3	 3
	




+  =

6.

 2	 5
	




+  =

7.

 0	 0
	




+  =

8.

 1	 6
	

+  =

9.

 4	 6
	

+  =

Copyright © Kendall Hunt Publishing Company

**44** SAB • Grade 1 • Unit 3 • Lesson 4 Pocket Parts

**Student Activity Book - Page 44**

\*Answers and/or discussion are included in the lesson.

Student Activity Book

Pocket Parts (SAB p. 45)

Questions 1–6

1.  $1 + 0 = 1$
2.  $2 + 2 = 4$
3.  $1 + 2 = 3$
4.  $4 + 5 = 9$
5.  $1 + 3 = 4$
6.  $0 + 3 = 3$

Name \_\_\_\_\_ Date \_\_\_\_\_

### Pocket Parts

Find the total number of pockets for each outfit. Then write a number sentence on the line.

1. 

	1		0
		1	

  
 \_\_\_\_\_  
 $1 + 0 = 1$

2. 

	2		2

  
 \_\_\_\_\_  
 \_\_\_\_\_

3. 

	1		2

  
 \_\_\_\_\_  
 \_\_\_\_\_

4. 

	4		5

  
 \_\_\_\_\_  
 \_\_\_\_\_

5. 

	1		3

  
 \_\_\_\_\_  
 \_\_\_\_\_

6. 

	0		3

  
 \_\_\_\_\_  
 \_\_\_\_\_

Copyright © Kendall Hunt Publishing Company

Pocket Parts
SAB • Grade 1 • Unit 3 • Lesson 4
45





Student Activity Book - Page 45

Name \_\_\_\_\_ Date \_\_\_\_\_

**How Many Pockets?**





Find the total number of pockets for each outfit. Then write a number sentence on the line.

1. 





 2	 2	 4
 8		

 $2 + 2 + 4 = 8$





2. 

 1	 4	 2
 _____		

3. 

 0	 3	 2
 _____		

4. 

 3	 5	 4
 _____		





Copyright © Kendall Hunt Publishing Company

Pocket Parts     SAB • Grade 1 • Unit 3 • Lesson 4     47





**Student Activity Book - Page 47**

Name \_\_\_\_\_ Date \_\_\_\_\_





5. 

 3	 0	 3
 _____		





6. 

 4	 3	 1
 _____		

7. 

 2	 3	 5
 _____		

8. 

 4	 1	 5
 _____		

Copyright © Kendall Hunt Publishing Company

48     SAB • Grade 1 • Unit 3 • Lesson 4     Pocket Parts

**Student Activity Book - Page 48**

**How Many Pockets? (SAB pp. 47–48)**

**Questions 1–8**

1.  $2 + 2 + 4 = 8$
2.  $1 + 4 + 2 = 7$
3.  $0 + 3 + 2 = 5$
4.  $3 + 5 + 4 = 12$
5.  $3 + 0 + 3 = 6$
6.  $4 + 3 + 1 = 8$
7.  $2 + 3 + 5 = 10$
8.  $4 + 1 + 5 = 10$

Checking Pockets (SAB pp. 49–50)

Questions 1–5

1.  $2 + 3 = 5$
2.  $0 + 6 = 6$
3.  $4 + 4 = 8$
4.  $4 + 5 = 9$
5.  $3 + 4 + 3 = 10$
6.  $2 + 5 + 3 = 10$
7.  $2 + 8 + 0 = 10$
8.  $4 + 5 + 6 = 15$

Name \_\_\_\_\_ Date \_\_\_\_\_

### Checking Pockets

Find the total number of pockets for each outfit. Then write a number sentence on the line.

1.

2	3

\_\_\_\_\_

2.

0	6

\_\_\_\_\_

3.

4	4

\_\_\_\_\_

4.

4	5

\_\_\_\_\_

5.

3	4	3

\_\_\_\_\_

Copyright © Kendall Hunt Publishing Company

Pocket Parts
SAB • Grade 1 • Unit 3 • Lesson 4
49

Student Activity Book - Page 49

Name \_\_\_\_\_ Date \_\_\_\_\_

6.

2	5	3

\_\_\_\_\_

7.

2	8	0

\_\_\_\_\_

8.

4	5	6

\_\_\_\_\_

Checking Pockets Feedback Box	Expectation	Check In	Comments
Solve addition problems using the counting-on strategy.	E5		
Show addition situations with number sentences.	E6		
Solve addition word problems.	E7		

50
SAB • Grade 1 • Unit 3 • Lesson 4
Pocket Parts

Copyright © Kendall Hunt Publishing Company

Student Activity Book - Page 50

Name \_\_\_\_\_ Date \_\_\_\_\_

**Pockets at Home**



Dear Family Member:

Your child has been solving addition problems about the total number of pockets on outfits. Encourage your child to use counters to help solve the following problems. Help your child to count on from the larger number of pockets rather than counting all or counting from one each time.

Thank you.

Find the total number of pockets for each. Then write a number sentence on the line.

Ex.

4	4
8	

$4 + 4 = 8$

1.

3	4

2.

2	0

3.

4	2

Copyright © Kendall Hunt Publishing Company

**Teacher Guide - Page 1**

**Teacher Guide**

**Pockets at Home (TG pp. 1–2)**

**Homework**

**Questions 1–8**

1.  $3 + 4 = 7$
2.  $2 + 0 = 2$
3.  $4 + 2 = 6$
4.  $3 + 5 = 8$
5.  $5 + 5 = 10$
6.  $3 + 4 + 2 = 9$
7.  $1 + 3 + 4 = 8$
8.  $0 + 4 + 5 = 9$

Name \_\_\_\_\_ Date \_\_\_\_\_

4.

3	5

5.

5	5

6.

3	4	2

7.

1	3	4

8.

0	4	5

Copyright © Kendall Hunt Publishing Company

**Teacher Guide - Page 2**

Copyright © Kendall Hunt Publishing Company