

Student Activity Book

Shirt and Pants Pockets (SAB pp. 43–44)

Questions 1–9




1. Answers will vary.
2. * $1 + 4 = 5$
3. * $2 + 3 = 5$
4. $4 + 0 = 4$
5. $3 + 3 = 6$
6. $2 + 5 = 7$
7. $0 + 0 = 0$
8. $1 + 6 = 7$
9. $4 + 6 = 10$

Name _____ Date _____

Shirt and Pants Pockets




Record the number of shirt pockets, pants pockets, and total pockets. Then write a number sentence.

1.




+ =

2.

 1	 4
	

+ =

3.

 2	 3
	

+ =




Copyright © Kendall Hunt Publishing Company

Pocket Parts SAB • Grade 1 • Unit 3 • Lesson 4 **43**

Student Activity Book - Page 43




Name _____ Date _____

4.

 4	 0
	




+ =

5.

 3	 3
	




+ =

6.

 2	 5
	




+ =

7.

 0	 0
	




+ =

8.

 1	 6
	

+ =

9.

 4	 6
	

+ =

Copyright © Kendall Hunt Publishing Company

44 Pocket Parts

Student Activity Book - Page 44

*Answers and/or discussion are included in the lesson.

Student Activity Book

Pocket Parts (SAB p. 45)

Questions 1–6

1. $1 + 0 = 1$
2. $2 + 2 = 4$
3. $1 + 2 = 3$
4. $4 + 5 = 9$
5. $1 + 3 = 4$
6. $0 + 3 = 3$

Name _____ Date _____

Pocket Parts

Find the total number of pockets for each outfit. Then write a number sentence on the line.

1.

	1		0
		1	

 $1 + 0 = 1$

2.

	2		2

3.

	1		2

4.

	4		5

5.

	1		3

6.

	0		3

Copyright © Kendall Hunt Publishing Company

Pocket Parts
SAB • Grade 1 • Unit 3 • Lesson 4
45

Student Activity Book - Page 45

Checking Pockets (SAB pp. 49–50)

Questions 1–5

1. $2 + 3 = 5$
2. $0 + 6 = 6$
3. $4 + 4 = 8$
4. $4 + 5 = 9$
5. $3 + 4 + 3 = 10$
6. $2 + 5 + 3 = 10$
7. $2 + 8 + 0 = 10$
8. $4 + 5 + 6 = 15$

Name _____ Date _____

Checking Pockets

Find the total number of pockets for each outfit. Then write a number sentence on the line.

1.

2	3

2.

0	6

3.

4	4

4.

4	5

5.

3	4	3

Copyright © Kendall Hunt Publishing Company

Pocket Parts
SAB • Grade 1 • Unit 3 • Lesson 4
49

Student Activity Book - Page 49

Name _____ Date _____

6.

2	5	3

7.

2	8	0

8.

4	5	6

Checking Pockets Feedback Box	Expectation	Check In	Comments
Solve addition problems using the counting-on strategy.	E5		
Show addition situations with number sentences.	E6		
Solve addition word problems.	E7		

50
SAB • Grade 1 • Unit 3 • Lesson 4
Pocket Parts

Copyright © Kendall Hunt Publishing Company

Student Activity Book - Page 50