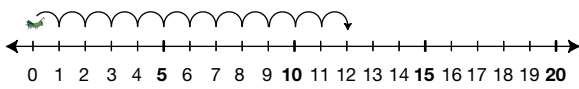
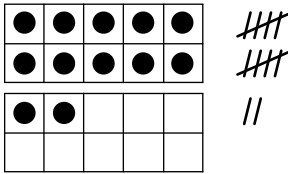


Student Activity Book

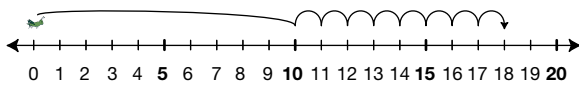

Showing Numbers in Many Ways
(SAB pp. 59–61)

Questions 1–5

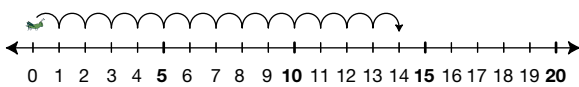

1. 12



2. 18



3. 14



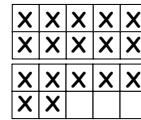
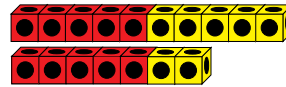
Copyright © Kendall Hunt Publishing Company

Name _____ Date _____

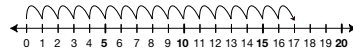

Showing Numbers in Many Ways

Show the number of cubes in each box in four other ways.

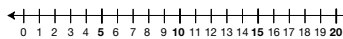


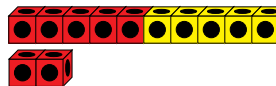
Ways to show 17



17



1.



Two Ten Frames

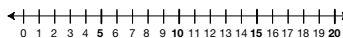


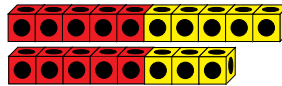
SAB • Grade 1 • Unit 3 • Lesson 6

59

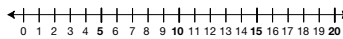

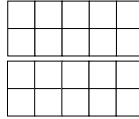
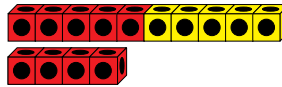
Student Activity Book - Page 59

Name _____ Date _____

2.



3.



60

SAB • Grade 1 • Unit 3 • Lesson 6

Two Ten Frames

Copyright © Kendall Hunt Publishing Company

Student Activity Book - Page 60

Name _____ Date _____

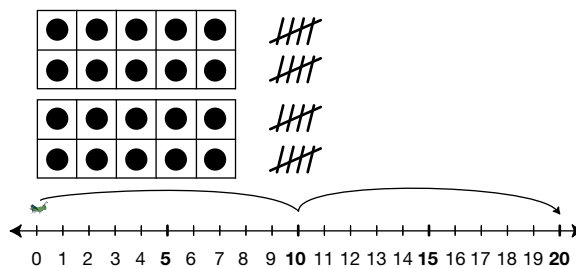
4.

5.

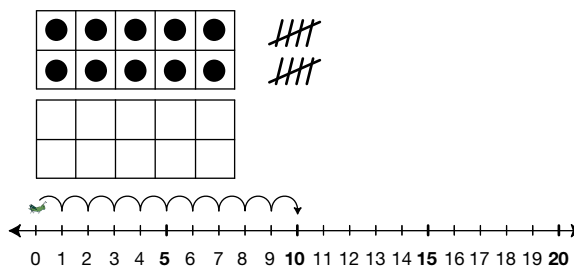
Copyright © Kendall Hunt Publishing Company

Two Ten Frames SAB • Grade 1 • Unit 3 • Lesson 6 61

4. 20



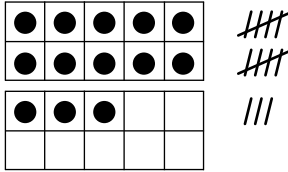
5. 10




Teacher Guide

More Ten Frames, Number Lines, and Tallies
(TG pp. 1–2)
Homework
Questions 1–4


1. 13




2. 15



3. 11



4. 16



Name _____ Date _____

More Ten Frames, Number Lines,
and Tallies



Dear Family Member:

Your child is using ten frames to represent numbers. Ten frames, a number line, and tallies show 18 in the box below. Each row of a ten frame is filled in completely before the next row is used. Thank you.

Show the number of hops on the number line three other ways.

Ways to show 18

1.

TG • Grade 1 • Unit 3 • Lesson 6

Homework Master

Copyright © Kendall Hunt Publishing Company

Teacher Guide - Page 1

Name _____ Date _____

2.

3.

4.

Copyright © Kendall Hunt Publishing Company

Homework Master

TG • Grade 1 • Unit 3 • Lesson 6 2

Teacher Guide - Page 2