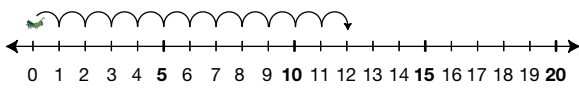



Student Activity Book

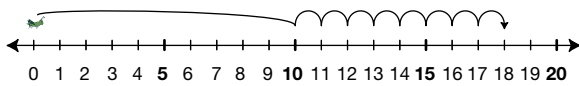

Showing Numbers in Many Ways
(SAB pp. 59–61)

Questions 1–5

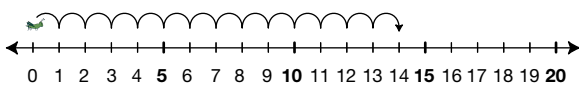

1. 12



2. 18



3. 14



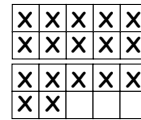
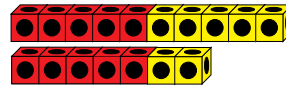
Copyright © Kendall Hunt Publishing Company

Name _____ Date _____

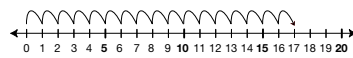

Showing Numbers in Many Ways

Show the number of cubes in each box in four other ways.

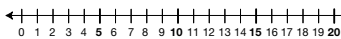

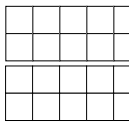
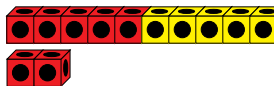
Ways to show 17



17



1.



Two Ten Frames

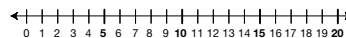


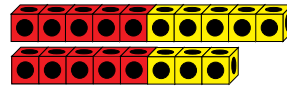
SAB • Grade 1 • Unit 3 • Lesson 6

59

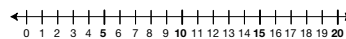


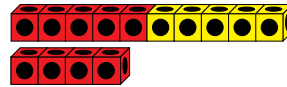
Student Activity Book - Page 59

Name _____ Date _____

2.



3.



60

SAB • Grade 1 • Unit 3 • Lesson 6

Two Ten Frames

Copyright © Kendall Hunt Publishing Company

Student Activity Book - Page 60

Name _____ Date _____

4.

Two ten frames are shown, each containing 5 red blocks and 5 yellow blocks. Below them is a number line from 0 to 20 and a box labeled "Tallies".

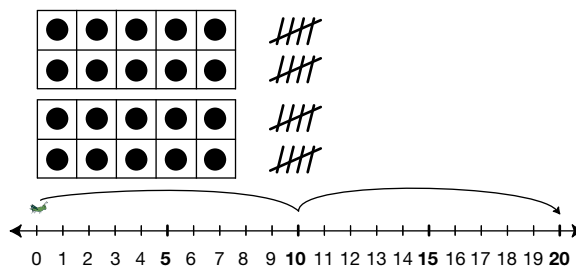
5.

A single ten frame is shown, containing 5 red blocks and 5 yellow blocks. Below it is a number line from 0 to 20 and a box labeled "Tallies".

Copyright © Kendall Hunt Publishing Company

Two Ten Frames SAB • Grade 1 • Unit 3 • Lesson 6 61

4. 20



5. 10

