



Name _____ Date _____

What Would I Buy?



Dear Family Member:
 Look at the items below with your child. Ask him or her to read the price for each item. Help your child with the reading of each question. Give your child pennies to help him or her decide which items to circle. To answer Question 1B, your child could draw a picture, use pennies on a ten frame, use tallies, or write a number sentence (for example, $5¢ + 3¢ = 8¢$). A ten frame is on the back of this page. Thank you for your help.

Look at the items below.



1. **A.** Circle the items you would buy if you had ten pennies. (If you want two of the same item, make two circles around it.)
- B.** How much would you pay for all the items you circled? Show how you found your answer.

- C.** Would you have any pennies left over? How many?

Copyright © Kendall Hunt Publishing Company

TG • Grade 1 • Unit 3 • Lesson 7 Homework Master

Teacher Guide - Page 1

Teacher Guide


What Would I Buy? (TG pp. 1–2)

Homework

Questions 1–4

1. **A–C.** Answers will vary.
2. $10¢ + 4¢ = 14¢$
3. $5¢ + 2¢ = 7¢$
4. Answers will vary.

Name _____ Date _____



2. Jerome bought a notebook for 10¢. He also bought a pencil. How much did he pay? Write a number sentence.

3. Tanya wants an eraser and a crayon. How much does she need? Write a number sentence.

4. Tell a family member a new problem. Solve your problem.

Ten Frame

Homework Master TG • Grade 1 • Unit 3 • Lesson 7 2

Copyright © Kendall Hunt Publishing Company

Teacher Guide - Page 2