

Name \_\_\_\_\_ Date \_\_\_\_\_

## Unit 4: Home Practice

**Part 1** Odd or Even

Draw a picture that represents an even number. Show or tell someone at home why your picture represents an even number.

Show or tell someone at home how to change your picture so it represents an odd number. Draw your new picture below.

Copyright © Kendall Hunt Publishing Company

TG • Grade 1 • Unit 4 • Home Practice

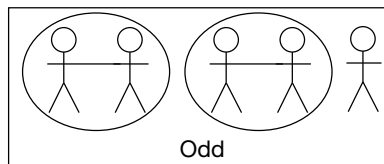
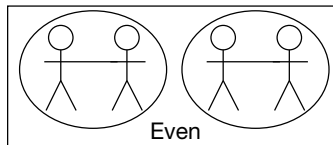
**Teacher Guide - Page 1**

**Teacher Guide**

**Home Practice**

**Part 1. Odd or Even (TG p. 1)**

Answers will vary.



**Part 2. Addition Story (TG p. 2)**


Answers will vary. Possible response: There are four birds flying, two birds sitting in the tree, and four birds on the wire. There are ten birds in all.

$$4 \text{ birds} + 2 \text{ birds} + 4 \text{ birds} = 10 \text{ birds}$$


Name \_\_\_\_\_ Date \_\_\_\_\_

**Part 2** Addition Story

Write an addition story about the picture. Write a number sentence to go with your story. Use labels in the number sentence to show what numbers mean.



bird



Number Sentence: \_\_\_\_\_

Copyright © Kendall Hunt Publishing Company

TG • Grade 1 • Unit 4 • Home Practice 2

**Teacher Guide - Page 2**

**Home Practice**  
**Part 3. Ten Frames (TG p. 3)**  
**Questions 1–4**

1.  $5 + 4 = 9$
2.  $5 + 3 = 8$
3.  $5 + 5 = 10$
4.  $5 + 0 = 5$

Name \_\_\_\_\_ Date \_\_\_\_\_

**Part 3 Ten Frames**  
 For each ten frame, write a number sentence that shows adding the top row and the bottom row.  
 Example:

X	X	X	X	X
●	●			

$5 + 2 = 7$

1. 

X	X	X	X	X
●	●	●	●	

 2. 

X	X	X	X	X
●	●	●		

\_\_\_\_\_

3. 

X	X	X	X	X
●	●	●	●	●

 4. 

X	X	X	X	X

\_\_\_\_\_

Copyright © Kendall Hunt Publishing Company

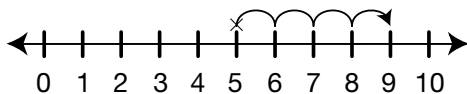
3 TG • Grade 1 • Unit 4 • Home Practice

**Teacher Guide - Page 3**

**Part 4. Use Tools to Add (TG p. 4)**  
**Questions 1–5**

1. 7
2. 7
3. 10
4. 9
5. 6

Some possible strategies for Question 4.  
 4 more than 5 is 9.



X	X	X	X	X
●	●	●	●	

Copyright © Kendall Hunt Publishing Company

Name \_\_\_\_\_ Date \_\_\_\_\_

**Part 4 Use Tools to Add**  
 Complete each sentence. Use the number line, ten frame, or counters such as beans or pennies. Show someone how to solve each problem two ways.

1. 4 plus 3 equals \_\_\_\_\_.
2. 5 and 2 more is \_\_\_\_\_.
3. \_\_\_\_\_ is 7 plus 3.
4. 4 more than 5 is \_\_\_\_\_.
5. \_\_\_\_\_ is 3 added to 3.


Copyright © Kendall Hunt Publishing Company

TG • Grade 1 • Unit 4 • Home Practice 4

**Teacher Guide - Page 4**