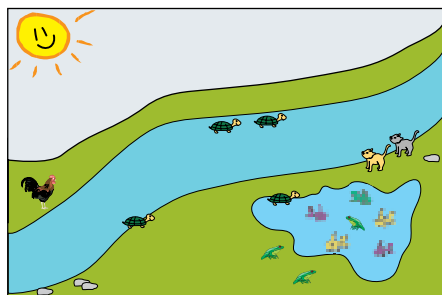
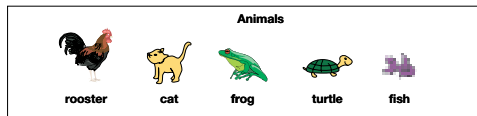


Rooster's Addition Story

Write an addition story about the picture. Write a number sentence to go with your story. Remember to add labels to your number sentence to show what the numbers mean. The labels can be words or pictures.



Copyright © Kendall Hunt Publishing Company

TG • Grade 1 • Unit 4 • Lesson 2

Assessment Master

Teacher Guide

Rooster's Addition Story (TG)

Stories and number sentences will vary. Sample story and number sentence: 3 frogs and 4 turtles played together. There were 7 animals playing. $3 \text{ frogs} + 4 \text{ turtles} = 7 \text{ animals}$.

Animal Addition Stories (TG pp. 1–2) Homework

Stories and number sentences will vary. Sample story and number sentence: 1 black fish swam with 3 goldfish in the pond. There were 4 fish altogether. $1 \text{ black fish} + 3 \text{ goldfish} = 4 \text{ fish}$.

Teacher Guide

Name _____ Date _____

Animal Addition Stories




Dear Family Member:

Your child is writing addition stories in class. Help him or her with these stories. The stories can be about the picture below. Your child can write the number sentence. If necessary, you can write the story as your child tells it to you.

Thank you.

Write two addition stories about animals in the picture. Write number sentences for your stories. Use labels in your number sentences to show what the numbers mean. You can use words or pictures as labels.



Copyright © Kendall Hunt Publishing Company

Example:

Grace has two dogs and three cats. She has five pets in all.

Number sentence: $2 \text{ dogs} + 3 \text{ cats} = 5 \text{ pets}$

TG • Grade 1 • Unit 4 • Lesson 2

Homework Master

Name _____ Date _____



Addition Story 1:

Number Sentence: _____

Addition Story 2:

Number Sentence: _____

Copyright © Kendall Hunt Publishing Company

Homework Master

TG • Grade 1 • Unit 4 • Lesson 2 2

Copyright © Kendall Hunt Publishing Company

Teacher Guide - Page 1

Teacher Guide - Page 2

*Answers and/or discussion are included in the lesson.

Name _____ Date _____

Unit 4: Home Practice

Part 1 Odd or Even

Draw a picture that represents an even number. Show or tell someone at home why your picture represents an even number.

Show or tell someone at home how to change your picture so it represents an odd number. Draw your new picture below.

Copyright © Kendall Hunt Publishing Company

TG • Grade 1 • Unit 4 • Home Practice

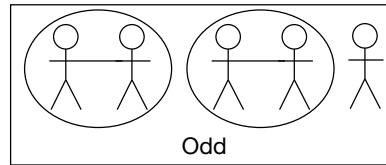
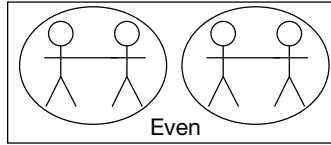
Teacher Guide - Page 1

Teacher Guide

Home Practice

Part 1. Odd or Even (TG p. 1)


Answers will vary.




Name _____ Date _____

Part 2 Addition Story

Write an addition story about the picture. Write a number sentence to go with your story. Use labels in the number sentence to show what numbers mean.



bird



Number Sentence: _____

Copyright © Kendall Hunt Publishing Company

TG • Grade 1 • Unit 4 • Home Practice 2

Teacher Guide - Page 2

Part 2. Addition Story (TG p. 2)

Answers will vary. Possible response: There are four birds flying, two birds sitting in the tree, and four birds on the wire. There are ten birds in all.

$$4 \text{ birds} + 2 \text{ birds} + 4 \text{ birds} = 10 \text{ birds}$$