










# Unit 5: Home Practice

## Part 1 Pennies and Nickels

Trade as many pennies for nickels as you can. Then count how much money you have. The first one is an example. Use coins to help you.







**Ex.**


9 cents

9 pennies is the same as 1 nickel and 4 pennies











**A.**




				
				


\_\_\_\_\_ cents

\_\_\_\_\_ pennies is the same as \_\_\_\_\_ nickel and \_\_\_\_\_ pennies

**B.**











				
				





				

\_\_\_\_\_ cents

\_\_\_\_\_ pennies is the same as \_\_\_\_\_ nickels and \_\_\_\_\_ pennies

**C.**











				
				

\_\_\_\_\_ cents

\_\_\_\_\_ pennies is the same as \_\_\_\_\_ nickels and \_\_\_\_\_ pennies

**D.**


\_\_\_\_\_ cents

\_\_\_\_\_ pennies is the same as \_\_\_\_\_ nickels and \_\_\_\_\_ pennies