

Name \_\_\_\_\_ Date \_\_\_\_\_

### Sharing 12 Cookies

1. Fairly divide the 12 cookies among the children. Draw cookies on the plates to show how many each gets.

Copyright © Kendall Hunt Publishing Company

**Sharing Cookies** SAB • Grade 1 • Unit 5 • Lesson 3 97

**Student Activity Book - Page 97**

Name \_\_\_\_\_ Date \_\_\_\_\_

### Sharing 12 Cookies with Leftovers

2. Fairly divide the 12 cookies among the children. Draw cookies on the plates to show how many each gets. If there are leftover cookies, draw them in the last column.

People	Number of Cookies on Each Plate (Fair Share)	Leftovers

Copyright © Kendall Hunt Publishing Company

**98** SAB • Grade 1 • Unit 5 • Lesson 3 Sharing Cookies

**Student Activity Book - Page 98**

\*Answers and/or discussion are included in the lesson.

**Student Activity Book**

**Sharing 12 Cookies (SAB pp. 97–98)  
Questions 1–2**

1.\*

2.\*

People	Number of Cookies Each Plate (Fair Share)	Leftovers











Fair Shares (SAB p. 99–101)

Questions 1–3

1.\* 15 cookies are being shared:

People	Number of Cookies on Each Plate	Leftovers
1	15	0
2	7	1
3	5	0
4	3	3
5	3	0
6	2	3
7	2	1
8	1	7
9	1	6
10	1	5

2.\* Responses will vary depending upon the total number of cookies. The example shows the answer for 15 cookies.

People	Number of Cookies on Each Plate	Leftovers	Words
			<u>Two</u> groups of <u>7</u> and <u>1</u> left over
			<u>Three</u> groups of <u>5</u> and <u>0</u> left over
			<u>Four</u> groups of <u>3</u> and <u>3</u> left over
			<u>Five</u> groups of <u>3</u> and <u>0</u> left over



Copyright © Kendall Hunt Publishing Company

\*Answers and/or discussion are included in the lesson.

Name \_\_\_\_\_ Date \_\_\_\_\_

### Fair Shares

1. Draw the number of people listed in the first column. Draw the number of plates you need to share the cookies in the second column. Use counters to decide how you would share your cookies fairly. Show on the plates how many cookies each person gets. If there are any leftovers, draw them in the third column.

\_\_\_ People  15 Cookies 

People	Number of Cookies on Each Plate	Leftovers

\_\_\_\_\_ groups of \_\_\_\_\_ and \_\_\_\_\_ left over.







Sharing Cookies SAB • Grade 1 • Unit 5 • Lesson 3 99

Student Activity Book - Page 99

Name \_\_\_\_\_ Date \_\_\_\_\_

2. Share the cookies fairly. Draw cookies on the plates to show how many each person gets. Then draw the leftovers. Fill in the blanks in the sentence.

The total number of cookies is \_\_\_\_\_.

People	Number of Cookies on Each Plate	Leftovers	Words
			___ groups of ___ and ___ left over
			___ groups of ___ and ___ left over
			___ groups of ___ and ___ left over
			___ groups of ___ and ___ left over

100 SAB • Grade 1 • Unit 5 • Lesson 3 Sharing Cookies

Student Activity Book - Page 100

Name \_\_\_\_\_ Date \_\_\_\_\_

**✓ Check-In: Question 3**

3. Divide the cookies fairly. Draw cookies on the plates to show how many each person gets. Then draw the leftovers. Fill in the blanks in the sentence.

The total number of cookies is 10.

People	Number of Cookies on Each Plate	Leftovers	Words
			____ groups of ____ and ____ left over
			____ groups of ____ and ____ left over
			____ groups of ____ and ____ left over
			____ groups of ____ and ____ left over
			____ groups of ____ and ____ left over

Sharing Cookies SAB • Grade 1 • Unit 5 • Lesson 3 101

3. The total number of cookies is 10.

People	Number of Cookies on Each Plate	Leftovers	Words
			<u>Two</u> groups of <u>5</u> and <u>0</u> left over
			<u>Three</u> groups of <u>3</u> and <u>1</u> left over
			<u>Four</u> groups of <u>2</u> and <u>2</u> left over
			<u>Five</u> groups of <u>2</u> and <u>0</u> left over
			<u>Six</u> groups of <u>1</u> and <u>4</u> left over

**Student Activity Book - Page 101**

Name \_\_\_\_\_ Date \_\_\_\_\_

### Sharing Cookies with Three People

Dear Family Member:  
Your child is learning how to divide objects into equal groups (fair shares) and count the leftovers. Encourage your child to use counters, such as pennies or beans, to show the number of cookies for each problem.  
Thank you.

Sam, Peter, and Victoria are sharing cookies. They shared a different number of cookies on each day. Draw the number of cookies each person gets on the plates in the middle column. If there are leftovers, draw them in the last column.

**Example:**

Number of Cookies	Number of Cookies for Each Person (Fair Share)	Leftovers
17 		

3 People are Sharing Cookies

	Number of Cookies	Number of Cookies for Each Person (Fair Share)	Leftovers
Day 1	12 		
Day 2	14 		
Day 3	16 		

Homework Master TG • Grade 1 • Unit 5 • Lesson 3

**Teacher Guide**

**Sharing Cookies with Three People (TG) Homework**

3 People are Sharing Cookies

	Number of Cookies	Number of Cookies for Each Person (Fair Share)	Leftovers
Day 1	12 		
Day 2	14 		
Day 3	16 		

**Teacher Guide**