

**Part 3** Combining and Partitioning

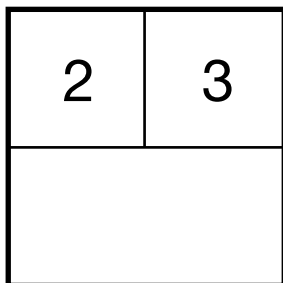
Fill in the empty boxes and write number sentences to match.

Dear Family Member:

Your child has been learning to represent addition and subtraction using part-whole diagrams like the ones on this page. Help your child fill in the empty boxes and write a number sentence to match. Some problem situations can be solved with addition and others can be solved with addition or subtraction. Your child may use counters such as pennies or beans to help solve the problems.

Thank you.

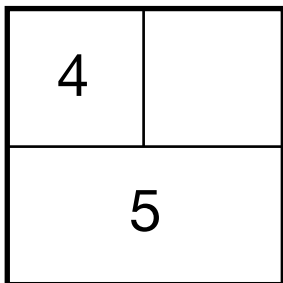
1.



\_\_\_\_\_

addition number sentence

2.



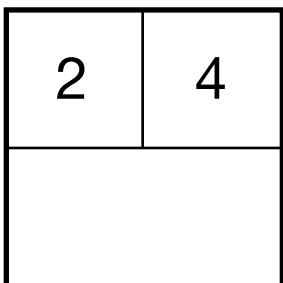
\_\_\_\_\_

addition number sentence

\_\_\_\_\_

subtraction number sentence

3.



\_\_\_\_\_

addition number sentence

\_\_\_\_\_

subtraction number sentence

**Part 4** Number Story

Fill in the empty boxes and write number sentences to match.

1.

4	5

\_\_\_\_\_

addition number sentence

2.

	3
8	

\_\_\_\_\_

addition number sentence

\_\_\_\_\_

subtraction number sentence

3.

0	
9	

\_\_\_\_\_

addition number sentence

\_\_\_\_\_

subtraction number sentence

4.

4	
8	

\_\_\_\_\_

addition number sentence

\_\_\_\_\_

subtraction number sentence

5. Write a story that matches the number sentence in Question 2.

\_\_\_\_\_

\_\_\_\_\_

\_\_\_\_\_