

Student Activity Book

Birthday Party (SAB pp. 117–118)

Questions 1–4

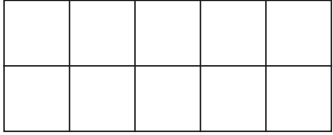
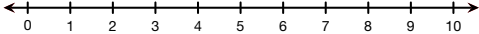
- 1.* 8 balloons
- 2.* 5 boys
- 3.* 3 candles
- 4. 3 games

Name _____ Date _____

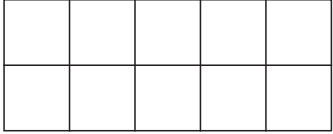
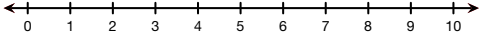
Birthday Party

Show how you solve each problem. Use connecting cubes, ten frames, or number lines.

1. John has 5 red balloons and 3 blue balloons. How many balloons does he have?

2. There are 9 children at the party. Four of the children are girls. How many are boys?


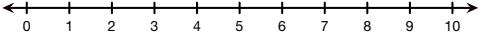
Copyright © Kendall Hunt Publishing Company

Combining and Partitioning SAB • Grade 1 • Unit 6 • Lesson 1 117


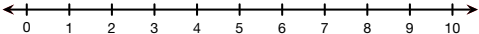
Student Activity Book - Page 117

Name _____ Date _____

3. There are some candles on the cake. John put 4 more candles on the cake and now there are 7 candles. How many candles were on the cake?

4. The children played 5 games at the party. They played 2 games before lunch and some games after lunch. How many games did they play after lunch?

Copyright © Kendall Hunt Publishing Company

118 SAB • Grade 1 • Unit 6 • Lesson 1 Combining and Partitioning

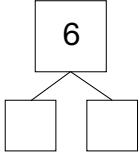
Student Activity Book - Page 118

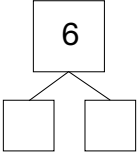
*Answers and/or discussion are included in the lesson.

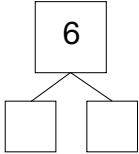
Name _____ Date _____

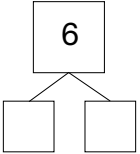
Partitioning Six Into Parts

Use the cards that you sorted into groups to separate 6 into two parts.

1. 

2. 

3. 

4. 

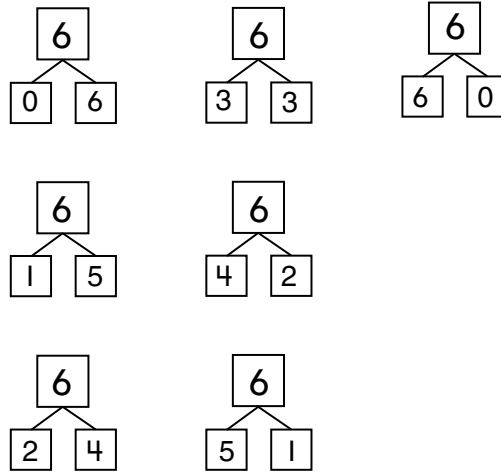
Copyright © Kendall Hunt Publishing Company

Combining and Partitioning SAB • Grade 1 • Unit 6 • Lesson 1 119

Partitioning Six Into Parts (SAB pp. 119–120)
Questions 1–6

1–4.* Answers will vary.

Possible answers:

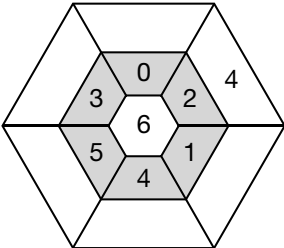


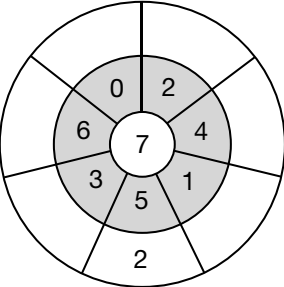
Student Activity Book - Page 119

Name _____ Date _____

✓ **Check-In: Questions 5-6**

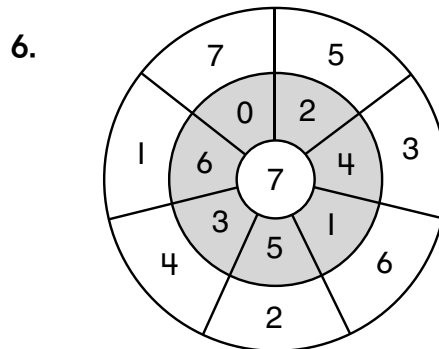
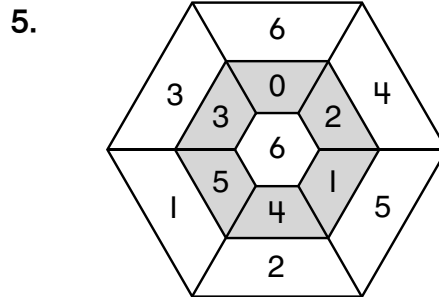
Fill in the outer ring to find the parts for the sum in the middle.

5. 

6. 

Copyright © Kendall Hunt Publishing Company

120 SAB • Grade 1 • Unit 6 • Lesson 1 Combining and Partitioning



Copyright © Kendall Hunt Publishing Company

Student Activity Book - Page 120