

Student Activity Book

Ten Frames, Pennies, Nickels, and Dimes (SAB p. 167)

* See Figure 1 for a sample ten frame.

Name _____ Date _____

Ten Frames, Pennies, Nickels, and Dimes

					5¢

Copyright © Kendall Hunt Publishing Company

Group and Count by Fives and Tens SAB • Grade 1 • Unit 7 • Lesson 1 **167**


Student Activity Book - Page 167

Name _____ Date _____

Packing and Counting

Bake Sale Cupcakes

Sally's mom made 27 cupcakes for the school bake sale. Only ten will fit in each box. Help Sally's mom pack the cupcakes.



Copyright © Kendall Hunt Publishing Company

1. How many full boxes do you have? _____
2. How many cupcakes are left over? _____
3. How many cupcakes are in the full boxes altogether? _____

Student Activity Book - Page 168

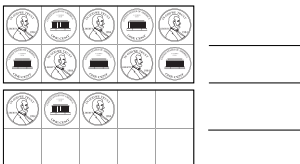
**Packing and Counting (SAB pp. 168–170)
Questions 1–5**

1. 2 boxes
2. 7 left over
3. 20 cupcakes
4. **A.** 2 nickels
B. 1 dime
C. 3 pennies
D. 13¢
5. **A.** 6 nickels
B. 3 dimes
C. 4 pennies
D. 34¢

Name _____ Date _____

Counting Pennies

4. Look at the ten frames below.



- A.** Trade pennies for nickels. How many nickels do you need?

- B.** Trade pennies for dimes. How many dimes do you need?

- C.** How many leftover pennies are there?

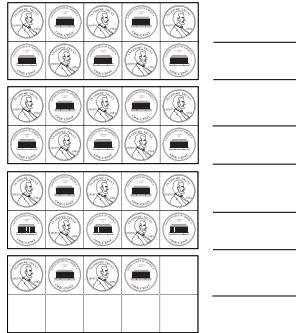
- D.** How much money is in the ten frames?

Copyright © Kendall Hunt Publishing Company

Student Activity Book - Page 169

Name _____ Date _____

5. Look at the ten frames below.



- A.** Trade pennies for nickels. How many nickels do you need?

- B.** Trade pennies for dimes. How many dimes do you need?

- C.** How many leftover pennies are there?

- D.** How much money is in the ten frames?

Copyright © Kendall Hunt Publishing Company

Student Activity Book - Page 170

Copyright © Kendall Hunt Publishing Company

Teacher Guide


Skip Count by Fives and Tens (TG pp. 1–2)

Homework Questions 1–4

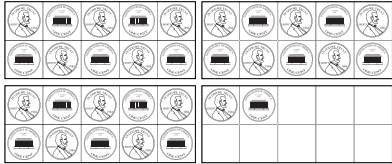
1. 32 pennies
2. 27 cubes
3. 42 cookies
4. 48 links

Name _____ Date _____


Skip Count by Fives and Tens



Dear Family Member:
Help your child count the objects. Encourage him or her to count by fives or tens and then count on by ones to find the total. Your child may check by counting all the objects by ones.
Thank you.

1. 

_____ pennies

2. 

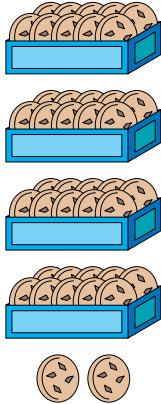
_____ cubes

Copyright © Kendall Hunt Publishing Company

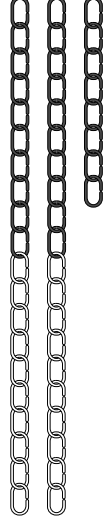
Homework Master **TG • Grade 1 • Unit 7 • Lesson 1** |

Teacher Guide - Page 1

Name _____ Date _____

3. 

_____ cookies

4. 

_____ links

Copyright © Kendall Hunt Publishing Company

2 TG • Grade 1 • Unit 7 • Lesson 1 **Homework Master**

Teacher Guide - Page 2