

Teacher Guide


Skip Count by Fives and Tens (TG pp. 1–2)

Homework Questions 1–4

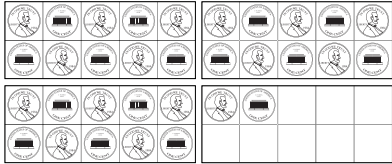
1. 32 pennies
2. 27 cubes
3. 42 cookies
4. 48 links

Name _____ Date _____


Skip Count by Fives and Tens



Dear Family Member:
Help your child count the objects. Encourage him or her to count by fives or tens and then count on by ones to find the total. Your child may check by counting all the objects by ones.
Thank you.

1. 

_____ pennies

2. 

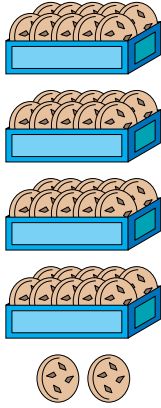
_____ cubes

Copyright © Kendall Hunt Publishing Company

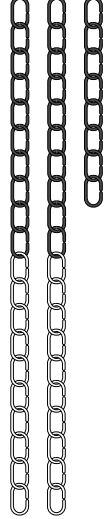
Homework Master **TG • Grade 1 • Unit 7 • Lesson 1**

Teacher Guide - Page 1

Name _____ Date _____

3. 

_____ cookies

4. 

_____ links

Copyright © Kendall Hunt Publishing Company

2 TG • Grade 1 • Unit 7 • Lesson 1 **Homework Master**

Teacher Guide - Page 2

Home Practice

**Part 1. Addition Flash Cards: Group C
(TG p. 1)**

Part 2. Make Ten (TG p. 37)

$\boxed{6} + \boxed{4} = 10$ $\boxed{3} + \boxed{7} = 10$

Joe might want a $\boxed{5}$ next because $5 + 5 = 10$.

Name _____ Date _____

Unit 7: Home Practice

Part 1 Addition Flash Cards: Group C

Take home your Addition Flash Cards: Group C with sums to ten. Ask a family member to choose one flash card at a time for you to solve. Sort the flash cards into three piles: Facts I Know Quickly, Facts I Can Figure Out, and Facts I Need to Learn. Clip the cards in the Facts I Know Quickly pile together and place them back into the envelope. Practice the facts in the last two piles again.

Part 2 Make Ten

Joe and Moe Smart are playing Make Ten. Look at Joe's cards. How can Joe make ten?

3	6	5	4	7
---	---	---	---	---

	+		=	10
--	---	--	---	----

	+		=	10
--	---	--	---	----

What number does Joe want next? Why?

TG • Grade 1 • Unit 7 • Home Practice |

Teacher Guide - Page 1