


Name _____ Date _____

Clouds



Copyright © Kendall Hunt Publishing Company

Find Area with Pennies SAB • Grade 1 • Unit 8 • Lesson 1 197

Student Activity Book


Clouds (SAB pp. 197–198)

- *The sun cloud has an area of about 16 pennies.
- *The thunder cloud has an area of about 4 pennies.
- *The third cloud has an area of about 14 pennies.

Student Activity Book - Page 197


Name _____ Date _____

Cloud A



My estimate _____
How many pennies? _____

Cloud B



My estimate _____
How many pennies? _____

Copyright © Kendall Hunt Publishing Company

198 SAB • Grade 1 • Unit 8 • Lesson 1 Find Area with Pennies

- *Cloud A has an area of about 19–20 pennies.
- *Cloud B has an area of about 12–13 pennies.

Student Activity Book - Page 198

*Answers and/or discussion are included in the lesson.

Teacher Guide

Draw a Shape (TG)


Homework

Questions 1–3

1–3. Answers will vary.

Name _____ Date _____

Draw a Shape



Dear Family Member:

In class your child measured the area of shapes by counting the number of pennies needed to fill in each shape. Please gather pennies and quarters for your child so he or she may have more practice finding area. Help your child complete the questions below.

Thank you.

Draw a large shape in the space below. Then answer the questions.

1. Cover the shape with pennies. How many cover the shape?

2. Cover the shape with quarters. How many cover the shape?

3. Did more pennies or more quarters fit in the shape? Explain why you think more of this coin fit in the shape.

Copyright © Kendall Hunt Publishing Company

Homework Master TG • Grade 1 • Unit 8 • Lesson 1

Teacher Guide