

Student Activity Book


Tiles 1 (SAB pp. 207–208)  
Questions 1–8

- 1.\* 2 square inches
- 2.\* 9 square inches
- 3.\* 5 square inches
- 4.\* 5 square inches
5. 4 square inches
- 6.\* 7 square inches
- 7.\* 7 square inches
8. 4 square inches

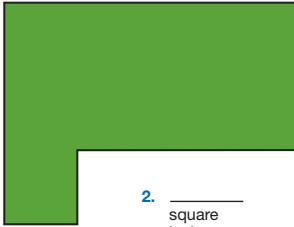
Name \_\_\_\_\_ Date \_\_\_\_\_

**Tiles 1**


What is the area of each shape? Use square-inch tiles.




1. \_\_\_\_\_  
square  
inches



2. \_\_\_\_\_  
square  
inches



3. \_\_\_\_\_  
square  
inches



4. \_\_\_\_\_  
square  
inches

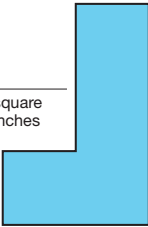
Copyright © Kendall Hunt Publishing Company

How Much Area SAB • Grade 1 • Unit 8 • Lesson 3 **207**

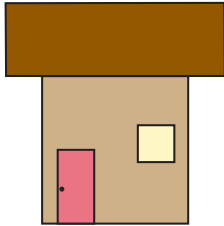
Student Activity Book - Page 207

Name \_\_\_\_\_ Date \_\_\_\_\_

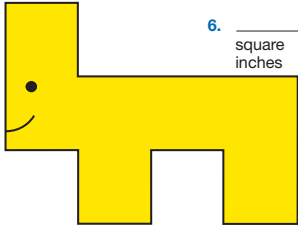
Find the area of each figure. Use square-inch tiles.




5. \_\_\_\_\_  
square  
inches



6. \_\_\_\_\_  
square  
inches



7. \_\_\_\_\_  
square  
inches



8. \_\_\_\_\_  
square  
inches

Copyright © Kendall Hunt Publishing Company

208 SAB • Grade 1 • Unit 8 • Lesson 3 How Much Area

Student Activity Book - Page 208

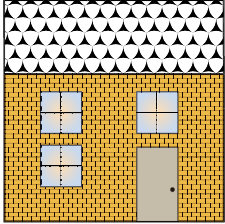
\*Answers and/or discussion are included in the lesson.

Name \_\_\_\_\_ Date \_\_\_\_\_


**Tiles 2**

What is the area of each shape?  
Use square-inch tiles.

1. \_\_\_\_\_ square inches



2. \_\_\_\_\_ square inches



3. \_\_\_\_\_ square inches

How Much Area SAB • Grade 1 • Unit 8 • Lesson 3 209


**Tiles 2 (SAB pp. 209–210)**

**Questions 1–7**


1. 9 square inches
2. 8 square inches
3. 7 square inches
4. 8 square inches
5. 6 square inches
6. Shapes 2 and 4 have same area.  
Possible response: Both need 8 square tiles to cover the shape.
7. Shape 1

**Student Activity Book - Page 209**

Name \_\_\_\_\_ Date \_\_\_\_\_



4. \_\_\_\_\_ square inches



5. \_\_\_\_\_ square inches

6. Which two shapes have the same area? Show or tell how you know.

7. Which shape has an area larger than Shape 4?

210 SAB • Grade 1 • Unit 8 • Lesson 3 How Much Area

**Student Activity Book - Page 210**