




Comparing Fall and Winter Skies

Record your data for each month's weather in the data table.

Comparing Skies

<i>T</i> Type of Sky _____	<i>N</i> Number of Days	
	_____ month	_____ month
		
		
		

Use your data table or bar graphs to answer the questions.

1. **A.** Which month had more sunny days? _____
- B.** How many more? _____
- C.** Is this a big difference or a small difference?

2. A. Which month had more partly cloudy days?

B. How many more? _____

C. Is this a big difference or a small difference?

3. A. Which month had more cloudy days?

B. How many more? _____

C. Is this a big difference or a small difference?

4. A. When would you expect more cloudy days, an autumn month or a winter month?

B. How can you use your data tables or graphs to answer this question?
