

Add to the Pattern

Fill in the spaces to complete the pattern.

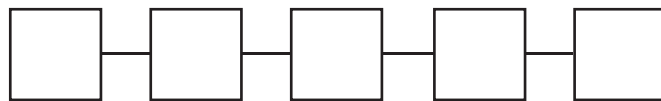
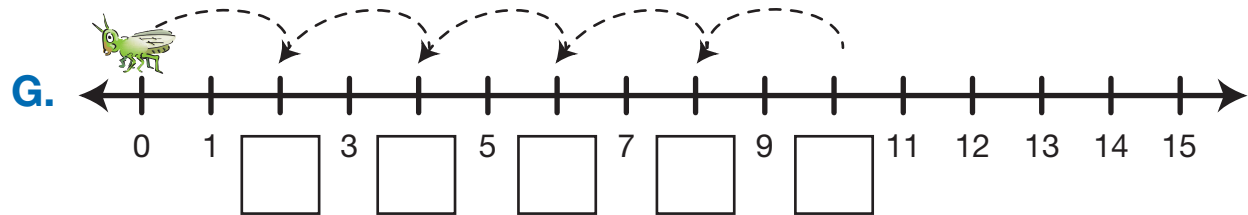
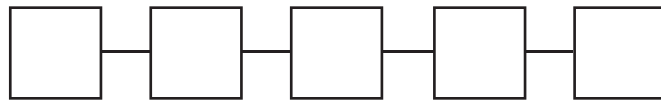
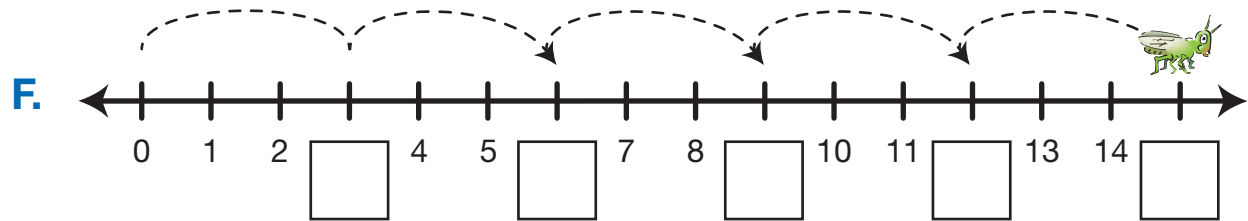
A. 0, 2, 4, 6, , 10

B. 1, 3, , 7, 9, ,

C. , 5, 10, , , 25

D. 8, 7, 6, , , , , ,

E. 0, 10, 20, , ,



Name _____ Date _____

Add to the Pattern Feedback Box	Expectation	Check In	Comments
Count forward and backward by ones, twos, fives, and tens.	E1		
Identify, describe, and extend growing patterns on number lines.	E4		
Represent patterns using number lines	E6		