


V 100 Chart Patterns




Look at a 100 Chart.


1. Skip count by 2 and describe the pattern.
2. Skip count by 5 and describe the pattern.
3. Skip count by 10 and describe the pattern.
4. John shaded the 100 Chart as he skip counted. Match each grid to Questions 1–3.



Grid A



Grid B



Grid C