

Student Activity Book

Repeating Patterns (SAB pp. 239–241)
Questions 1–14

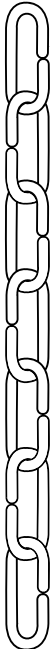
* Answers will vary for Questions 1–3. See Figure 2 in the lesson for possible patterns.

Date _____


Name _____

Repeating Patterns


Look at the link pattern your partner made. Color the links below to match and extend the pattern. Then use words and the alphabet shorthand to record the pattern.



1.





2.



3.

Repeating Patterns SAB • Grade 1 • Unit 9 • Lesson 3 239

Student Activity Book - Page 239

4. red, blue, green, red, blue, green, red, blue, green, red, blue
5. 1, 2, 3, 1, 2, 3, 1, 2, 3, 1, 2, 3
6. 
7. 
8. A B C C A B C C A B C C A B C C A
B C C
9. A B B C A B B C A B B C A B B C

Name _____


Date _____


Missing Pieces

Circle the pattern unit. Fill in the missing blanks.

4. red, blue, green, red, _____, green, _____, blue, _____, _____

5. 1, _____, 3, 1, 2, _____, 1, _____, _____, _____, _____

6.  _____

7.  _____

8. A B C C A B C C A B C C _____

9. A B B C A B B C A B B C _____

240 SAB • Grade 1 • Unit 9 • Lesson 3 Repeating Patterns

Student Activity Book - Page 240

*Answers and/or discussion are included in the lesson.

Copyright © Kendall Hunt Publishing Company

Name _____ Date _____

✓ Check-In: Questions 10-14
Circle the pattern unit. Extend the pattern by filling in the missing blanks.

10. □□□□□ □□□□□ □ □ □ □ □ □

11. ○△□○△□○△□○△□○△□

12. red blue blue red blue blue red blue blue

13. A A B B C C A A B B C C A A B B C C

14. A A A B A A A B A A B A A B A A B

Repeating Patterns SAB • Grade 1 • Unit 9 • Lesson 3 241

10. □□□□□ □□□□□ □ □ □ □ □ □
11. ○△□○△□○△□○△□○△□
12. red blue blue red blue blue red blue blue
13. A A B B C C A A B B C C A A B B C C
14. A A A B A A A B A A B A A B A A B

Student Activity Book - Page 241

Name _____ Date _____

Recording and Extending Patterns Homework

Dear Family Member:
Your child is learning about repeating patterns. Here is an example of a repeating pattern with the pattern unit circled: ○△□○△□○△□. The pattern unit is the part that gets repeated—in this case, triangle, circle, square. Help your child circle the pattern unit and extend the patterns below.
Thank you.

Write or draw the next four objects in the pattern. Draw a ring around the pattern unit.

1. ○○□○□○□○□○□○□

2. ○○□□□○□□□○□□□○□□□

3. A B A C A B A C A B

4. A B C B A B C B A B C B

5. 1, 2, 1, 2, 1, 2, _____

Copyright © Kendall Hunt Publishing Company

Homework Master

TG • Grade 1 • Unit 9 • Lesson 3

- Teacher Guide**
- Recording and Extending Patterns (TG) Homework Questions 1–5**
1. ○○○□○○○□○○○□ ○ ○ ○ □
2. ○○□□□○○□□□○○□□□○
3. A B A C A B A C A B A C A B
4. A B C B A B C B A B C B A B C B
5. 1, 2, 1, 2, 1, 2, 1, 2

Copyright © Kendall Hunt Publishing Company

Teacher Guide