

Name _____ Date _____

Colors and Shapes

What patterns do you see? Use alphabet shorthand to record the patterns.

Colors

1. _____

2. _____

3. _____

Make up two color patterns of your own.

4. Use two colors.

5. Use three colors.

Copyright © Kendall Hunt Publishing Company

Describe Repeated Patterns SAB • Grade 1 • Unit 9 • Lesson 4 243

Student Activity Book - Page 243

Student Activity Book

Colors and Shapes (SAB pp. 243–244)

Questions 1–10

1. _____
A B A B A B A B
2. _____
A B B A B B A B
3. _____
A B C A B C A B
4. _____
(Responses will vary.)
5. _____
(Responses will vary.)

Name _____ Date _____

Shapes

6. _____

7. _____

8. _____

Fill in the missing shapes on the first row. Fill in the missing letters on the second row.

9. _____
A C B _____

Make up your own shape pattern. Use two or three shapes. Draw shapes in the space above the lines. Use shorthand on the lines below the shape pattern.

10. _____

Copyright © Kendall Hunt Publishing Company

244 SAB • Grade 1 • Unit 9 • Lesson 4 Describe Repeated Patterns

Student Activity Book - Page 244




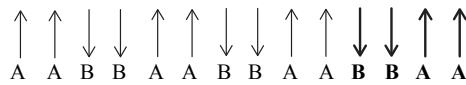
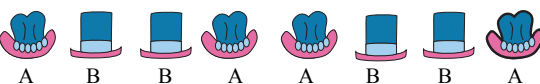
- 6.* _____
A B A B A B A B
7. _____
A A B A A B A A B A
8. _____
A B C C A B C C A B
9. _____
A B C A B C A
10. (Responses will vary.) _____

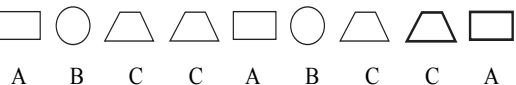
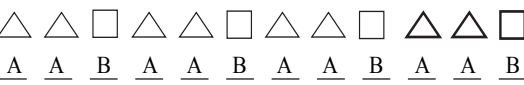
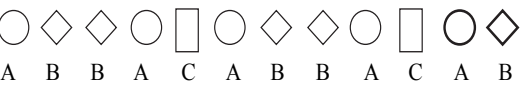
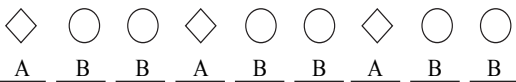
Copyright © Kendall Hunt Publishing Company

*Answers and/or discussion are included in the lesson.

Student Activity Book

Dinosaurs, Diamonds, and Dog Biscuits
(SAB pp. 245–246) Questions 1–10

- 1.* 
A B A B A B
2. 
A B C A B C A B C A B C
3. 
A B B A B B A B B A B B
4. 
A A B B A A B B A B A A
5. 
A B B A A B B A


- 6.* 
A B C C A B C C A
7. 
A A B A A B A A B A A B
8. 
A B B A C A B B A C A B
9. (Responses will vary.) _____
10. Responses will vary. A possible answer for ABBABB pattern is shown below.

A B B A B B A B B


Copyright © Kendall Hunt Publishing Company


Name _____ Date _____

Dinosaurs, Diamonds, and Dog Biscuits


Use alphabet shorthand to record the patterns. Draw a ring around the pattern unit.


1. 

2. 

3. 

What comes next? Fill in the rest.


4. 


5. 


Describe Repeated Patterns SAB • Grade 1 • Unit 9 • Lesson 4 245

Student Activity Book - Page 245

Name _____ Date _____

6. 

7. 

8. 

9. Draw a pattern of your own. Write the shorthand on the lines below the patterns.

10. Draw an ABB pattern in the space below.
A B B A B B A B B

Describe Repeated Patterns Copyright © Kendall Hunt Publishing Company

Student Activity Book - Page 246

*Answers and/or discussion are included in the lesson.

Name _____ Date _____

Twins

Record the patterns using alphabet shorthand. Draw a ring around the repeating pattern unit.



5. Which patterns have the same alphabet shorthand?

Copyright © Kendall Hunt Publishing Company

**Twins (SAB p. 247)
Questions 1–5**

1.*
A A B A A B A A B

2.
A A B B A A B B A





3.
A A B B C A A B B C

4.
A A B B A A B B A

5. 2 and 4

Teacher Guide

Super Sleuth (TG)
Homework
Questions 1–5

1. * 
A A B B A A B B A A B B
2. 
A B B C A B B C A B
3. 
A B B A C A B B A C A B B A C
4. 
A B B A C A B B A C
5. 3 and 4


Color a Pattern (TG)
Homework
Questions 1–2

1. Color combinations will vary. Possible answers for ABABAB pattern: red, green, red, green or yellow, blue, yellow, blue
2. Color combinations will vary. Possible answers for ABBABBABB pattern: red, green, green, red, green, green or yellow, blue, blue, yellow, blue, blue

Copyright © Kendall Hunt Publishing Company

Name _____ Date _____

Super Sleuth





Dear Family Member:


In this assignment, your child should find the part of the pattern that repeats itself and represent the pattern using the letters A, B, C, etc. For example, a boy, girl, boy, girl, boy, girl pattern is translated as ABABAB using alphabet shorthand. Note: all the objects may not be included at the end of the line.


Thank you.

Record the pattern shown on the lines below.

1. 

2. 

3. 

4. 

5. Which patterns have the same alphabet shorthand?


Copyright © Kendall Hunt Publishing Company

TG • Grade 1 • Unit 9 • Lesson 4 Homework Master

Teacher Guide

Name _____ Date _____

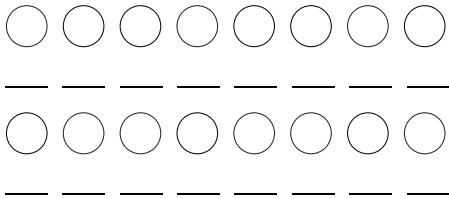
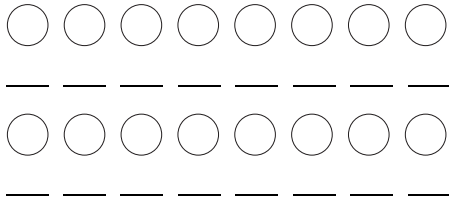
Color a Pattern



Dear Family Member:

In this assignment, your child is continuing the exploration of patterns. The pattern is given in alphabet shorthand. Help your child show the same pattern by coloring in the circles with different colors.

Thank you.

1. Color two different A B A B A B patterns.

2. Color two different A B B A B B A B B patterns.


Homework Master TG • Grade 1 • Unit 9 • Lesson 4

Teacher Guide