

Name _____ Date _____

Colors and Shapes

What patterns do you see? Use alphabet shorthand to record the patterns.

Colors

1. _____

2. _____

3. _____

Make up two color patterns of your own.

4. Use two colors.

5. Use three colors.

Copyright © Kendall Hunt Publishing Company

Describe Repeated Patterns SAB • Grade 1 • Unit 9 • Lesson 4 243

Student Activity Book - Page 243

Student Activity Book

Colors and Shapes (SAB pp. 243–244)

Questions 1–10

1. _____
A B A B A B A B
2. _____
A B B A B B A B
3. _____
A B C A B C A B
4. _____
(Responses will vary.)
5. _____
(Responses will vary.)

Name _____ Date _____

Shapes

6. _____

7. _____

8. _____

Fill in the missing shapes on the first row. Fill in the missing letters on the second row.

9. _____
A C B

Make up your own shape pattern. Use two or three shapes. Draw shapes in the space above the lines. Use shorthand on the lines below the shape pattern.

10. _____

Copyright © Kendall Hunt Publishing Company

244 SAB • Grade 1 • Unit 9 • Lesson 4 Describe Repeated Patterns

Student Activity Book - Page 244


- 6.* _____
A B A B A B A B
7. _____
A A B A A B A A
8. _____
A B C C A B C C
9. _____
A B C A B C A
10. (Responses will vary.) _____


Copyright © Kendall Hunt Publishing Company


*Answers and/or discussion are included in the lesson.

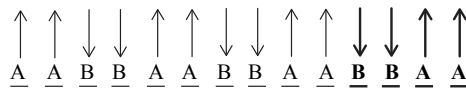
Student Activity Book

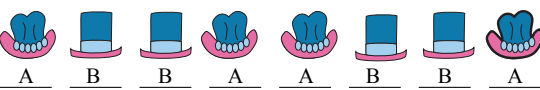
Dinosaurs, Diamonds, and Dog Biscuits
(SAB pp. 245–246) Questions 1–10

- 1.* 

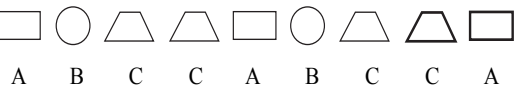
A B A B A B
2. 

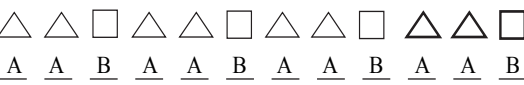
A B C A B C A B C A B C
3. 

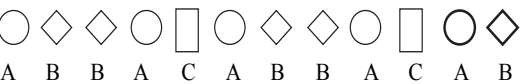
A B B A B B A B B A B B
4. 

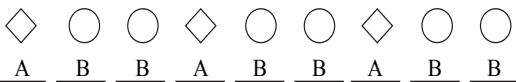
A A B B A A B B A A B B A A
5. 

A B B A A B B A

- 6.* 

A B C C A B C C A
7. 

A A B A A B A A B A A B
8. 

A B B A C A B B A C A B
9. (Responses will vary.) _____
10. Responses will vary. A possible answer for ABBABB pattern is shown below.
 


A B B A B B A B B


Copyright © Kendall Hunt Publishing Company


Name _____ Date _____

Dinosaurs, Diamonds, and Dog Biscuits


Use alphabet shorthand to record the patterns. Draw a ring around the pattern unit.


1. 

2. 

3. 

What comes next? Fill in the rest.


4. 


5. 


Describe Repeated Patterns SAB • Grade 1 • Unit 9 • Lesson 4 245

Student Activity Book - Page 245

Name _____ Date _____

6. 

7. 

8. 

9. Draw a pattern of your own. Write the shorthand on the lines below the patterns.

10. Draw an ABB pattern in the space below.

A B B A B B A B B

246 SAB • Grade 1 • Unit 9 • Lesson 4 Describe Repeated Patterns

Student Activity Book - Page 246

*Answers and/or discussion are included in the lesson.

Name _____ Date _____

Twins

Record the patterns using alphabet shorthand. Draw a ring around the repeating pattern unit.



5. Which patterns have the same alphabet shorthand?

Copyright © Kendall Hunt Publishing Company

**Twins (SAB p. 247)
Questions 1–5**

1.*
A A B A A B A A B

2.
A A B B A A B B A

3.
A A B B C A A B B C

4.
A A B B A A B B A

5. 2 and 4