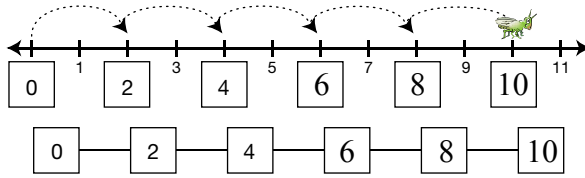


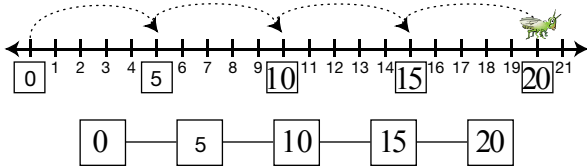
Student Activity Book

Hopping in Patterns (SAB pp. 251–252)
Questions A–F

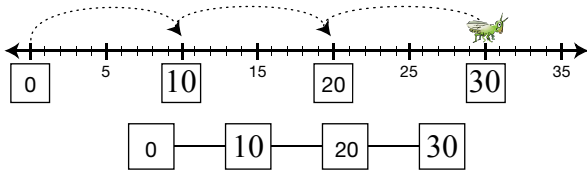
A.*



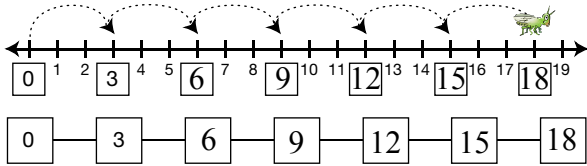
B.



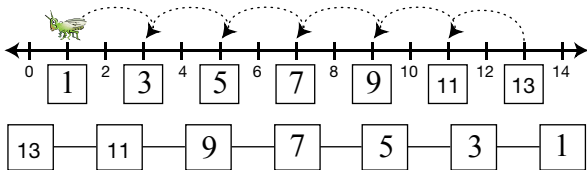
C.



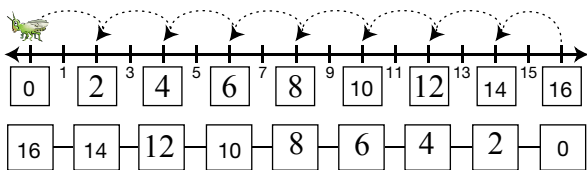
D.



E.*



F.*

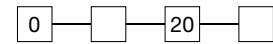
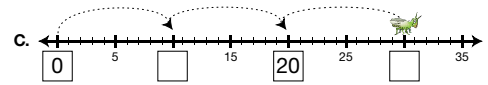
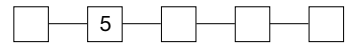
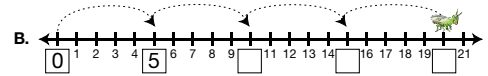
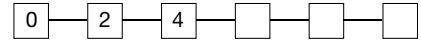
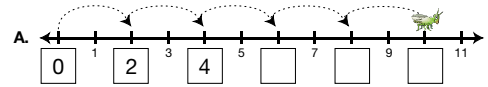


Copyright © Kendall Hunt Publishing Company

Name _____ Date _____

Hopping in Patterns

The math hopper is hopping in a pattern. Write the number for each place it hops. Then record the pattern.



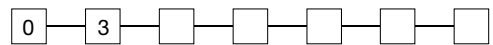
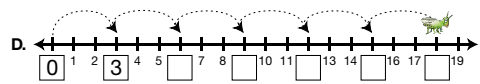
Copyright © Kendall Hunt Publishing Company

Growing Patterns

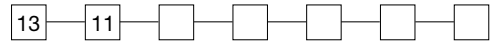
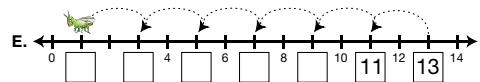
SAB • Grade 1 • Unit 9 • Lesson 5 251

Student Activity Book - Page 251

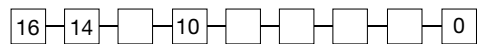
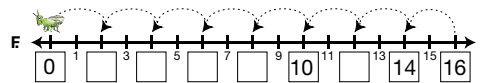
Name _____ Date _____



Help the math hopper start at 13 and hop backward.



Help the math hopper start at 16 and hop backward.



Copyright © Kendall Hunt Publishing Company

252 SAB • Grade 1 • Unit 9 • Lesson 5

Growing Patterns

Student Activity Book - Page 252

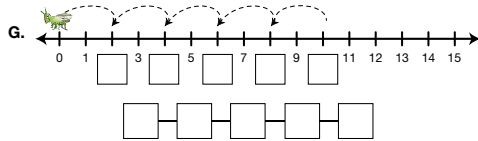
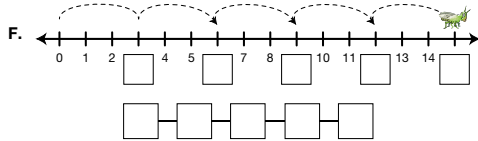
*Answers and/or discussion are included in the lesson.

Name _____ Date _____

Add to the Pattern

Fill in the spaces to complete the pattern.

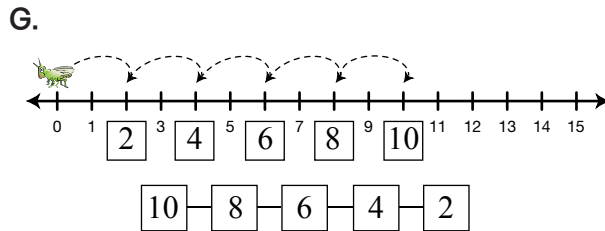
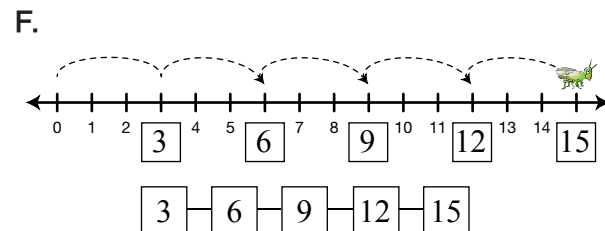
- A. 0, 2, 4, 6, , 10
- B. 1, 3, , 7, 9, ,
- C. , 5, 10, , , 25
- D. 8, 7, 6, , , , , ,
- E. 0, 10, 20, , ,



Copyright © Kendall Hunt Publishing Company

**Add to the Pattern (SAB p. 255)
Questions A–G**

- A. 0, 2, 4, 6, , 10
- B. 1, 3, , 7, 9, ,
- C. , 5, 10, , , 25
- D. 8, 7, 6, , , , , ,
- E. 0, 10, 20, , ,

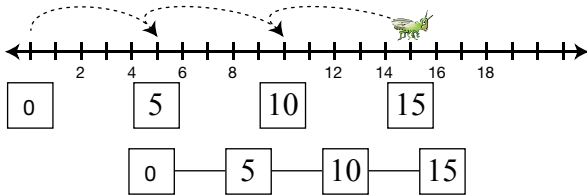


Copyright © Kendall Hunt Publishing Company

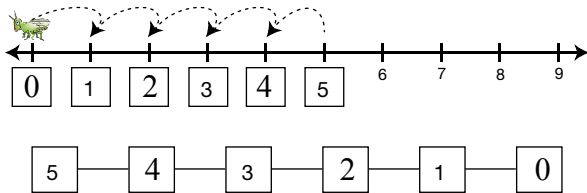
Teacher Guide

Where Does It Hop? (TG pp. 1–2)
Questions A–E

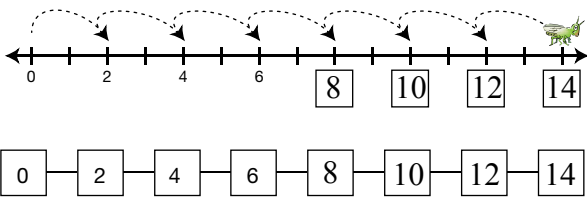
A.



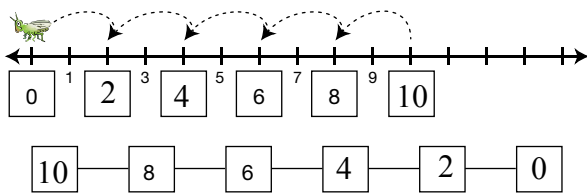
B.



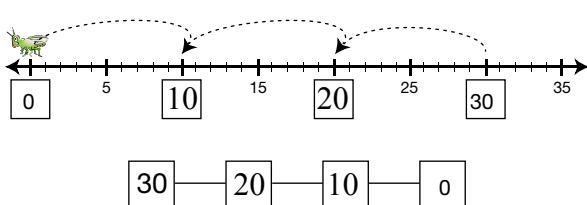
C.



D.



E.



Copyright © Kendall Hunt Publishing Company

Name _____ Date _____

Where Does It Hop

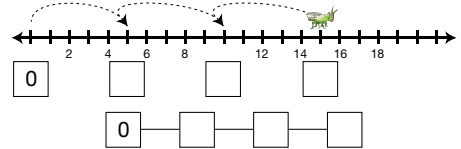


Dear Family Member:

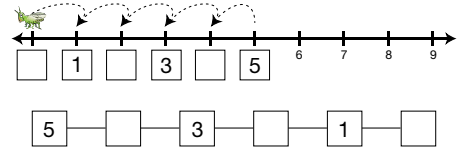
Your child is learning about patterns on the number line. The math hopper (the math grasshopper) is making jumps on a number line. Help your child write the numbers where it lands with each hop. Sometimes it hops forward and sometimes it hops backward.
Thank you.

First write the missing numbers on the number line. Then write the numbers where it hops in the boxes below.

A. Start at 0. Hop forward.



B. Start at 5. Hop backward.



Copyright © Kendall Hunt Publishing Company

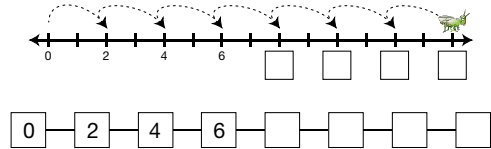
Homework Master

TG • Grade 1 • Unit 9 • Lesson 5 |

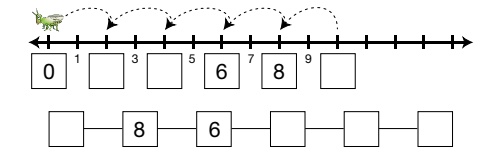
Teacher Guide - Page 1

Name _____ Date _____

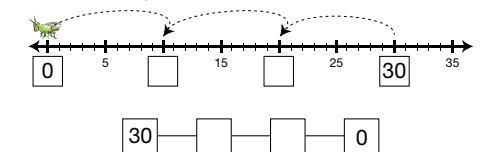
C. Start at 0. Hop forward.



D. Start at 10. Hop backward.



E. Start at 30. Hop backward.



Copyright © Kendall Hunt Publishing Company

2 TG • Grade 1 • Unit 9 • Lesson 5

Homework Master

Teacher Guide - Page 2