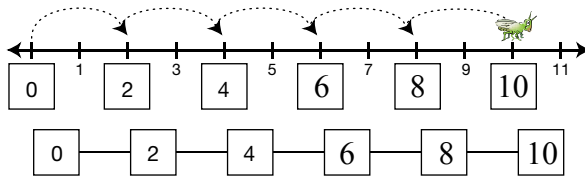


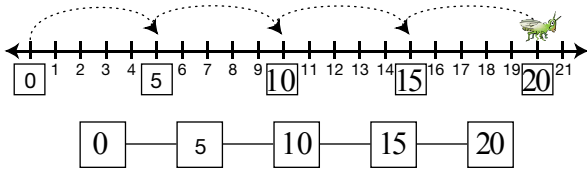
Student Activity Book

Hopping in Patterns (SAB pp. 251–252)
Questions A–F

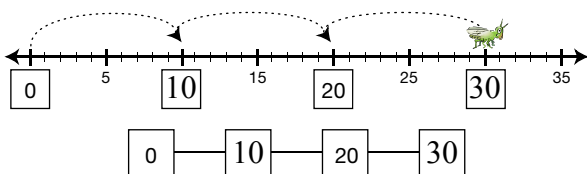
A.*



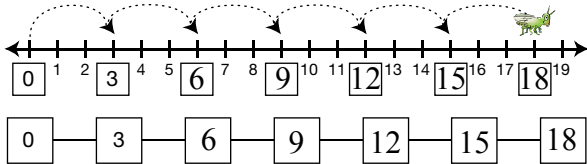
B.



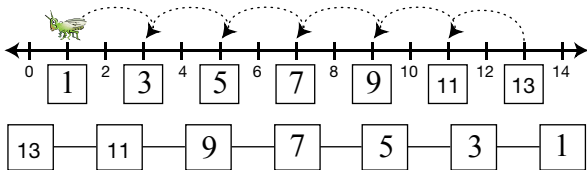
C.



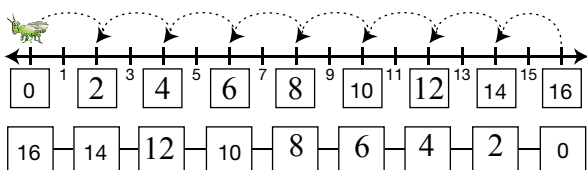
D.



E.*



F.*



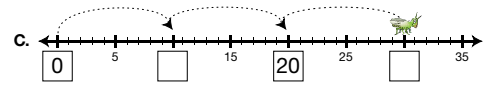
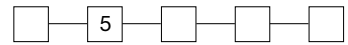
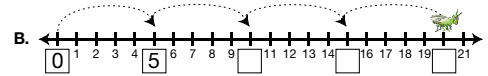
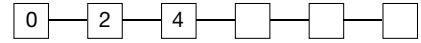
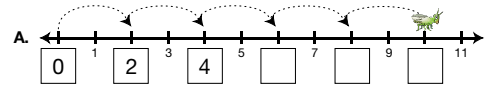
Copyright © Kendall Hunt Publishing Company

*Answers and/or discussion are included in the lesson.

Name _____ Date _____

Hopping in Patterns

The math hopper is hopping in a pattern. Write the number for each place it hops. Then record the pattern.



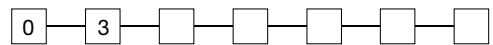
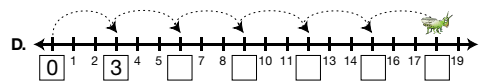
Copyright © Kendall Hunt Publishing Company

Growing Patterns

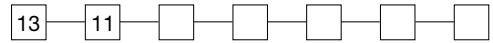
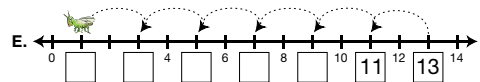
SAB • Grade 1 • Unit 9 • Lesson 5 251

Student Activity Book - Page 251

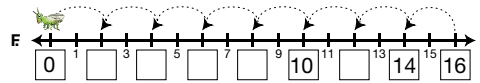
Name _____ Date _____



Help the math hopper start at 13 and hop backward.



Help the math hopper start at 16 and hop backward.



Copyright © Kendall Hunt Publishing Company

252 SAB • Grade 1 • Unit 9 • Lesson 5

Growing Patterns

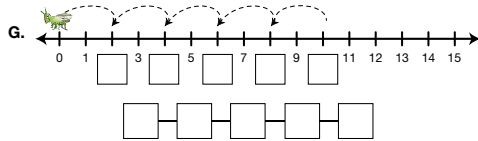
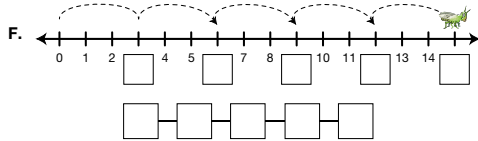
Student Activity Book - Page 252

Name _____ Date _____

Add to the Pattern

Fill in the spaces to complete the pattern.

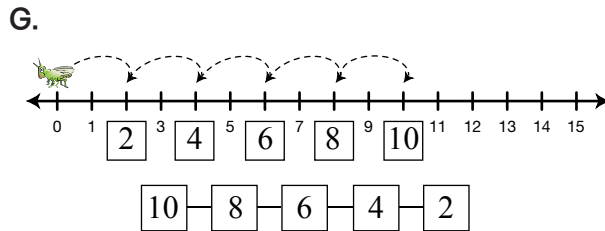
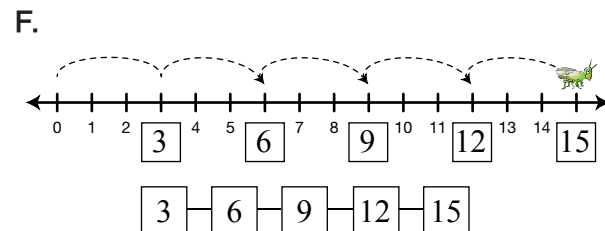
- A. 0, 2, 4, 6, , 10
- B. 1, 3, , 7, 9, ,
- C. , 5, 10, , , 25
- D. 8, 7, 6, , , , , ,
- E. 0, 10, 20, , ,



Copyright © Kendall Hunt Publishing Company

**Add to the Pattern (SAB p. 255)
Questions A–G**

- A. 0, 2, 4, 6, , 10
- B. 1, 3, , 7, 9, ,
- C. , 5, 10, , , 25
- D. 8, 7, 6, , , , , ,
- E. 0, 10, 20, , ,



Copyright © Kendall Hunt Publishing Company