

# Answer Key • Lesson 7: Patterns on the 100 Chart

Name \_\_\_\_\_ Date \_\_\_\_\_

## Counting by Tens

Homework

Count by tens, starting with the number on top. Fill in the missing numbers. Then color the 100 Chart on the back of this page.

8	10	2	5	1	6
18					
28			25		
38					36
				51	

Copyright © Kendall Hunt Publishing Company

TG • Grade 1 • Unit 9 • Lesson 7 Homework Master

### Teacher Guide

## Teacher Guide

### Counting by Tens (TG)

yellow	green	orange	blue	red	purple
8	10	2	5	1	6
18	20	12	15	11	16
28	30	22	25	21	26
38	30	32	35	31	36
48	40	42	45	41	46
58	50	52	55	51	56
68	60	62	65	61	66
78	70	72	75	71	76
88	80	82	85	81	86
98	90	92	95	91	96

Name \_\_\_\_\_ Date \_\_\_\_\_

## 100 Chart

1	2	3	4	5	6	7	8	9	10
11	12	13	14	15	16	17	18	19	20
21	22	23	24	25	26	27	28	29	30
31	32	33	34	35	36	37	38	39	40
41	42	43	44	45	46	47	48	49	50
51	52	53	54	55	56	57	58	59	60
61	62	63	64	65	66	67	68	69	70
71	72	73	74	75	76	77	78	79	80
81	82	83	84	85	86	87	88	89	90
91	92	93	94	95	96	97	98	99	100

Copyright © Kendall Hunt Publishing Company

Master TG • Grade 1

### Teacher Guide

Copyright © Kendall Hunt Publishing Company

**Part 2. Addition Facts (TG p. 1)**

Responses will vary.


Jackie and Peter are both putting 5 and 3 together, so they are solving the same problem.

Name \_\_\_\_\_ Date \_\_\_\_\_


## Unit 9: Home Practice

**Part 1 Addition Flash Cards: Groups A and B**  
 Take home your Addition Flash Cards: Groups A and B. Ask a family member to choose one flash card at a time for you to solve. Sort the flash cards into three piles: Facts I Know Quickly, Facts I Can Figure Out, and Facts I Need to Learn. Use the cards in the Facts I Know Quickly pile to circle the facts you know quickly on the *Addition Facts I Know* chart. Clip these cards together and place them back into the envelope. Practice the facts in the last two piles again.

**Part 2 Addition Facts**



Jackie



Peter

Do you agree with Peter? Explain. \_\_\_\_\_

\_\_\_\_\_

\_\_\_\_\_

Copyright © Kendall Hunt Publishing Company

TG • Grade 1 • Unit 9 • Home Practice |

**Teacher Guide - Page 1**

**Part 3. Break Apart the Numbers (TG p. 2)**  
**Questions 1–5**

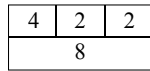
1. 3



2. 5



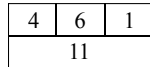
3. 4



4. 5



5. 6



Copyright © Kendall Hunt Publishing Company

Name \_\_\_\_\_ Date \_\_\_\_\_

**Part 3 Break Apart the Numbers**  
 Write the missing number in the number sentence. Complete each part-whole diagram to match the number sentence.

Number Sentence	Part-Whole Diagram						
1. $10 = 7 + \square$	<table border="1" style="margin: 0 auto;"> <tr> <td style="width: 20px; height: 20px;"></td> <td style="width: 20px; height: 20px;"></td> </tr> <tr> <td colspan="2" style="text-align: center; padding: 2px;">10</td> </tr> </table>			10			
10							
2. $12 = 5 + \square + 2$	<table border="1" style="margin: 0 auto;"> <tr> <td style="width: 20px; height: 20px;"></td> <td style="width: 20px; height: 20px;"></td> <td style="width: 20px; height: 20px;"></td> </tr> <tr> <td colspan="3" style="text-align: center; padding: 2px;">12</td> </tr> </table>				12		
12							
3. $8 = \square + 2 + 2$	<table border="1" style="margin: 0 auto;"> <tr> <td style="width: 20px; height: 20px;"></td> <td style="width: 20px; height: 20px;"></td> <td style="width: 20px; height: 20px;"></td> </tr> <tr> <td colspan="3" style="text-align: center; padding: 2px;">8</td> </tr> </table>				8		
8							
4. $9 = \square + 4$	<table border="1" style="margin: 0 auto;"> <tr> <td style="width: 20px; height: 20px;"></td> <td style="width: 20px; height: 20px;"></td> </tr> <tr> <td colspan="2" style="text-align: center; padding: 2px;">9</td> </tr> </table>			9			
9							
5. $11 = 4 + \square + 1$	<table border="1" style="margin: 0 auto;"> <tr> <td style="width: 20px; height: 20px;"></td> <td style="width: 20px; height: 20px;"></td> <td style="width: 20px; height: 20px;"></td> </tr> <tr> <td colspan="3" style="text-align: center; padding: 2px;">11</td> </tr> </table>				11		
11							

Copyright © Kendall Hunt Publishing Company

2 TG • Grade 1 • Unit 9 • Home Practice

**Teacher Guide - Page 2**