


Student Activity Book


The Hour Hand (SAB pp. 277–278)

Questions 1–6


1.




2.




3.




4.



5.



6.



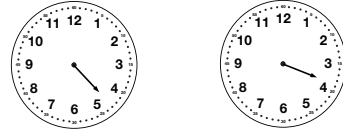
Copyright © Kendall Hunt Publishing Company

Name _____ Date _____

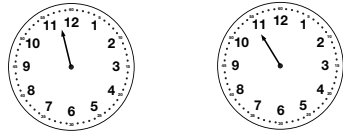
The Hour Hand

Circle the clock that matches each time story.

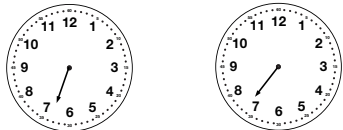
1. It is about 4 o'clock.



2. It is between 11 and 12 o'clock.



3. It is a little past 7 o'clock.



Copyright © Kendall Hunt Publishing Company

The Hour Hand

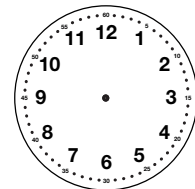
SAB • Grade 1 • Unit 9 • Lesson 9 277

Student Activity Book - Page 277

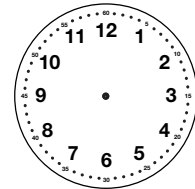
Name _____ Date _____

Draw the hour hand on the clock to show each time.

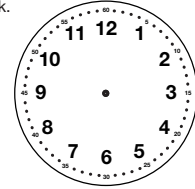
4. It is almost 5 o'clock.



5. It is about 10 o'clock.



6. It is between 2 and 3 o'clock.



Copyright © Kendall Hunt Publishing Company

278 SAB • Grade 1 • Unit 9 • Lesson 9

The Hour Hand

Student Activity Book - Page 278