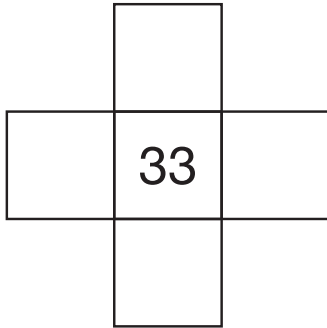


M Target Numbers

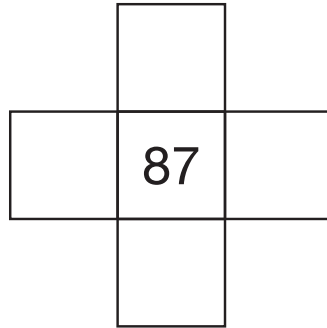
N

Use a *100 Chart* to fill in the boxes.

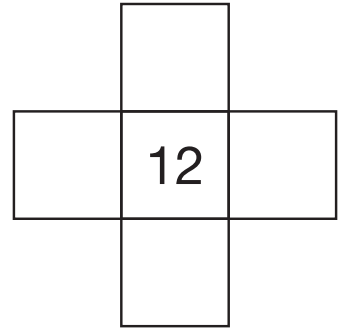
1.



2.



3.



N Naming Numbers

N

Use a *100 Chart*.

1. Name a number between 40 and 50. _____
2. Name a number between 40 and 50
that is closer to 40 than 50. _____
3. Name a number halfway between 40 and 50. _____
4. Name a number more than 50. _____ > _____
5. Name a number less than 40. _____ < _____