

Name _____ Date _____

Practice with Target Numbers
Fill in the boxes with numbers from the 100 Chart.

A.

	14	

 B.

	32	

C.

	47	

D.

	75	

 E.

	61	

Copyright © Kendall Hunt Publishing Company

The 100 Chart SAB • Grade 1 • Unit 10 • Lesson 5 295

Student Activity Book - Page 295

Name _____ Date _____

More Target Numbers
Fill in the boxes with numbers from the 100 Chart.

F.

		16

 G.

		45

H.

	51	

I.

	33	

 J.

	67	

K. What patterns do you see in Question J?

Copyright © Kendall Hunt Publishing Company

296 SAB • Grade 1 • Unit 10 • Lesson 5 The 100 Chart

Student Activity Book - Page 296

Student Activity Book

Practice with Target Numbers
(SAB pp. 295–298)
Questions A–X

A.

	4	
13	14	15
	24	

 B.

	22	
31	32	33
	42	

C.

		37	
46	47	48	
		57	

D.

	65	
74	75	76
	85	

 E.

	51	
60	61	62
	71	

F.

	5	
14	15	16
	25	

 G.

	25	
34	35	36
	45	

H.

		51	
60	61	62	
		71	

I.

	13	
22	23	24
	33	

 J.

	58	
67	68	69
	78	

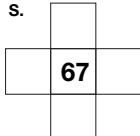
K. Answers will vary. Possible response: The numbers in the middle column count by tens.


Copyright © Kendall Hunt Publishing Company

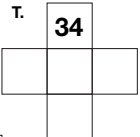
Name _____ Date _____

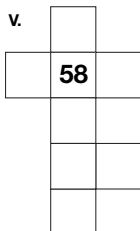
✓ **Check-In: Questions S-X**

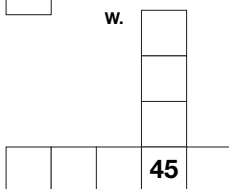
Fill in the boxes with numbers from the 100 Chart. If you used a 100 Chart, circle the Question.

S. 

U. 

T. 

V. 

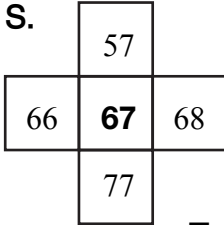
W. 

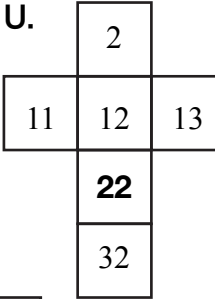
X. What patterns do you see in Question T?

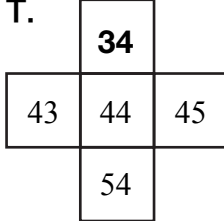
298 SAB • Grade 1 • Unit 10 • Lesson 5 The 100 Chart

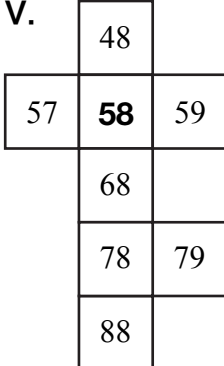
Copyright © Kendall Hunt Publishing Company

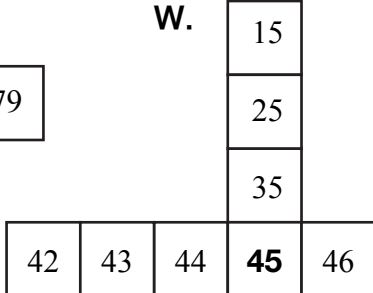
Student Activity Book - Page 298

S. 

U. 

T. 

V. 

W. 

X. Answers will vary. Possible responses: I see the numbers one and two rows below 34 add 10: 44 and 54. To the right of 44 adds one. To the left takes one away.

Copyright © Kendall Hunt Publishing Company

Teacher Guide

**Numbers on the 100 Chart (TG pp. 1–2)
Homework
Questions 1–9**

1. 33
2. 96
3. 90
4. 83
5. Answers will vary.
6. Answers will vary.
7. Answers will vary.
8. 48
9. Riddles will vary.

Copyright © Kendall Hunt Publishing Company

Name _____ Date _____

Numbers on the 100 Chart

Homework

Dear Family Member:
Help your child read each question and use the 100 Chart to name a number that matches the words.
Thank you.

Name a number that is:

1. ten less than 43

2. one less than 97

3. ten more than 80

4. three more than 80

5. between 50 and 60

6. close to 70, but less than 70 _____
7. between 30 and 40, but closer to 40 _____

1	2	3	4	5	6	7	8	9	10
11	12	13	14	15	16	17	18	19	20
21	22	23	24	25	26	27	28	29	30
31	32	33	34	35	36	37	38	39	40
41	42	43	44	45	46	47	48	49	50
51	52	53	54	55	56	57	58	59	60
61	62	63	64	65	66	67	68	69	70
71	72	73	74	75	76	77	78	79	80
81	82	83	84	85	86	87	88	89	90
91	92	93	94	95	96	97	98	99	100

Copyright © Kendall Hunt Publishing Company

TG • Grade 1 • Unit 10 • Lesson 5Homework Master

Teacher Guide - Page 1

Name _____ Date _____

8. Solve the riddle: I am a number that is between 40 and 50. I am closer to 50. I am two less than 50. What number am I?

9. Make up a riddle like Question 8 for a family member. Write your riddle and the answer.

Copyright © Kendall Hunt Publishing Company

Homework MasterTG • Grade 1 • Unit 10 • Lesson 5 2

Teacher Guide - Page 2