


Name _____ Date _____

Full of Beans



Draw

Draw a picture of the lab setup.


Copyright © Kendall Hunt Publishing Company

What are you trying to find out? _____

Full of Beans SAB • Grade 1 • Unit 10 • Lesson 8 305

Student Activity Book - Page 305

Name _____ Date _____



Collect

Fill in the data tables.

Group Data Table

Kind of Bean	Number of Beans

Class Data Table

Kind of Bean	Number of Beans

Copyright © Kendall Hunt Publishing Company

306 SAB • Grade 1 • Unit 10 • Lesson 8 Full of Beans

Student Activity Book - Page 306

*Answers and/or discussion are included in the lesson.


Student Activity Book

Full of Beans (SAB pp. 305–309)

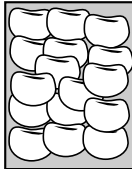
Questions 1–4

Draw section

*Sample drawing:



Kidney Bean



Lima Bean

13 Kidney Beans

_____ Lima Beans

<table border="1" style="border-collapse: collapse;"> <tr><td style="padding: 2px;">☺</td><td style="padding: 2px;">☺</td><td style="padding: 2px;">☺</td><td style="padding: 2px;">☺</td><td style="padding: 2px;">☺</td></tr> <tr><td style="padding: 2px;">☺</td><td style="padding: 2px;">☺</td><td style="padding: 2px;">☺</td><td style="padding: 2px;">☺</td><td style="padding: 2px;">☺</td></tr> </table>	☺	☺	☺	☺	☺	☺	☺	☺	☺	☺	10
☺	☺	☺	☺	☺							
☺	☺	☺	☺	☺							
<table border="1" style="border-collapse: collapse;"> <tr><td style="padding: 2px;">☺</td><td style="padding: 2px;">☺</td><td style="padding: 2px;">☺</td><td style="padding: 2px;"></td><td style="padding: 2px;"></td></tr> <tr><td style="padding: 2px;"></td><td style="padding: 2px;"></td><td style="padding: 2px;"></td><td style="padding: 2px;"></td><td style="padding: 2px;"></td></tr> </table>	☺	☺	☺								3
☺	☺	☺									
+											
13											

Collect section

* Sample data tables:

Group Data Table

Kind of Bean	Number of Beans
☺	99
☺	45

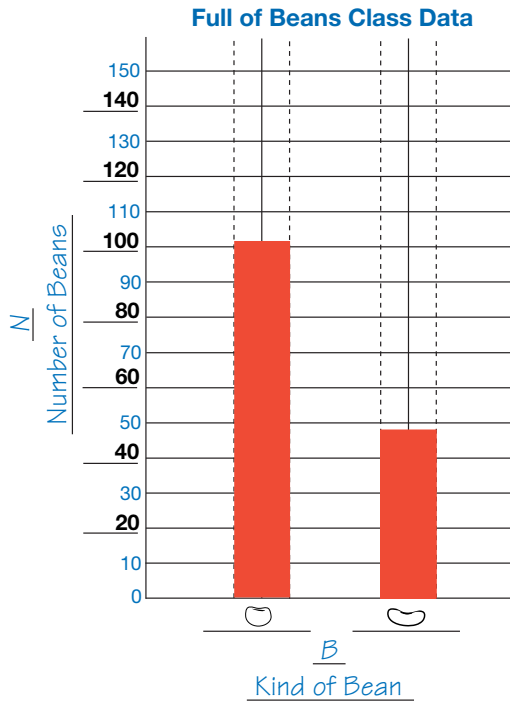
Class Data Table

Kind of Bean	Number of Beans
☺	102
☺	48

Copyright © Kendall Hunt Publishing Company

Graph section

* Sample graph:



Name _____ Date _____

Full of Beans Class Data

Copyright © Kendall Hunt Publishing Company

Full of Beans SAB • Grade 1 • Unit 10 • Lesson 8 **307**

Student Activity Book - Page 307

Explore section

Questions 1–4

1. Answers will vary based on bean type.
2. Answers will vary based on bean type.
- 3.* Possible response: Yes, the same cup will always hold more small beans than large beans because a small bean takes up less space than a large bean so more small beans can fit in.
- 4.* Answers will vary based on bean type. Possible response: I think the cup can hold 50 large beans because two small beans are about the same size as one large bean.

Name _____ Date _____

Check-In: Questions 1-4

1. Which kind of bean did the cup hold more of?

 About how many more? Use your graph to help you.

2. Which kind of bean was bigger in size?

3. Will the cup always hold more small beans than big beans? Explain your answer.

Work with your partner to answer this question. Then share with the class how you found your answer.

4. If a big cup holds 100 of the small beans, about how many large beans would that big cup hold?

Copyright © Kendall Hunt Publishing Company

Full of Beans SAB • Grade 1 • Unit 10 • Lesson 8 **309**

Student Activity Book - Page 309

*Answers and/or discussion are included in the lesson.

Name _____ Date _____

Counting Beans

Shannon and Ana were counting beans for a lab. The fire alarm rang and they left their work on their desk. They left a data table and some beans that they had started to count. The girls had used ten frames to group the beans by tens.

Kind of Bean	Number of Beans
pinto	52
lima	

- How many full ten frames did they use to group the pinto beans? How many ones were left over?
_____ full ten frames and _____ ones left over
- They grouped the lima beans in ten frames.

○	○	○	○	○
○	○	○	○	○

○	○	○	○	○

○	○	○	○	○
○	○	○	○	○

How many lima beans did the girls count? _____
Explain how you know on the back of this sheet of paper.

Full of Beans SAB • Grade 1 • Unit 10 • Lesson 8 311

Counting Beans (SAB pp. 311–312)

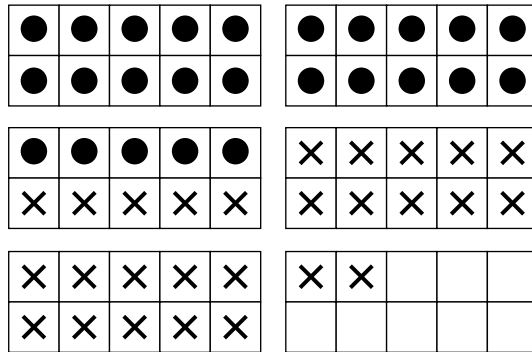
Questions 1–3

1.* 5 full ten frames and 2 ones left over

2.* 25 lima beans

Possible response: Two full ten frames means 10, 20 and then I count on 5 more: 21, 22, 23, 24, 25.

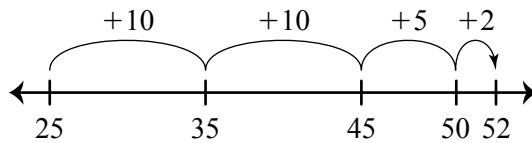
3.* There are 27 more pinto bean than lima beans. I used ten frames. I started with the 25 and counted to 52.



$$10 + 10 + 5 + 2 = 27$$

or

I used the class number line.



$$25 + 27 = 52$$

so

$$52 - 25 = 27$$

Student Activity Book - Page 311

Name _____ Date _____

- How many more pinto beans did they have than lima beans?

Show or tell how you know.

Copyright © Kendall Hunt Publishing Company

312 SAB • Grade 1 • Unit 10 • Lesson 8 Full of Beans

Student Activity Book - Page 312

Teacher Guide

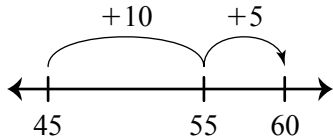
Maria and José’s Graph (TG pp. 1–2)

Homework

Questions 1–4

1. 45
2. 60
3. About 15 beans

Possible response: I used the class number line.



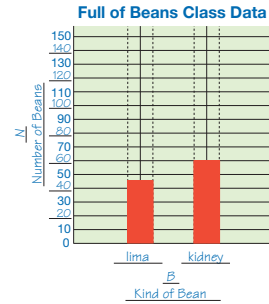
4. lima; fewer of the lima beans fit in the cup so the beans must be larger.

Name _____ Date _____

Maria and José’s Graph



Maria and José filled a cup with lima beans and then kidney beans. Here is a bar graph of their data.



1. About how many lima beans were in the cup? _____
2. About how many kidney beans were in the cup? _____

Teacher Guide - Page 1

Name _____ Date _____

3. About how many more kidney beans were there than lima beans? _____
How do you know?

4. Which bean was bigger in size, the lima bean or the kidney bean? _____
How do you know? Use words and drawings to explain.

Teacher Guide - Page 2