

**Part 3** Nickels, Dimes, Quarters




Dear Family Member:

Put at least 5 nickels, 5 dimes, and 5 quarters into a jar. Ask your child to remove a few coins from the jar and to write the number of each coin underneath the first piggy bank below. Then he or she writes the total amount of money in the circle on the bank. Repeat for each of the other piggy banks.


Thank you.

1.




\_\_\_\_\_ nickels  
 \_\_\_\_\_ dimes  
 \_\_\_\_\_ quarters

2.




\_\_\_\_\_ nickels  
 \_\_\_\_\_ dimes  
 \_\_\_\_\_ quarters

3.



\_\_\_\_\_ nickels  
 \_\_\_\_\_ dimes  
 \_\_\_\_\_ quarters

4.



\_\_\_\_\_ nickels  
 \_\_\_\_\_ dimes  
 \_\_\_\_\_ quarters