

Student Activity Book


Measuring With Links and Inches
(SAB p. 343)


Students' estimates and measurements will vary. Estimates and measurements should reflect the understanding that the measure of a length is dependent on the size of the unit of measure. For example, a greater quantity of inches will be needed than links to measure the length of an item.

Name _____ Date _____

Measuring With Links and Inches

Estimate

My item: _____ 

I think it is about _____ links. 

Measure

It is _____ links and I think it will be [more less] than that in inches.

It is _____ inches.

Estimate

My item: _____

I think it is about _____ inches.

Measure

It is _____ inches and I think it will be [more less] than that in links.

It is _____ links.

Copyright © Kendall Hunt Publishing Company

Could Be or Crazy SAB • Grade 1 • Unit 11 • Lesson 6 **343**

Student Activity Book - Page 343

Ana's Estimates (SAB p. 345)
Questions 1–2

1. Crazy; Explanations will vary. Possible response: When we measured our classmate, he was 45 links tall. 90 links tall is too tall for a 2 year old. When I look at the 100-link chain, it is much taller than a toddler.
2. Could be; Explanations will vary. Possible response: A pillow could be two of my 10-link chains put together. It would be more in inches, so I think 25 inches is a could be estimate.


Name _____ Date _____

Ana's Estimates

Use a 10-inch ruler, 10-link chain, and 100-link chain to help you think about Ana's estimates. Show your work and use labels.

1. Ana said:

My brother is two years old.
He is about 90 links tall.



Could be or crazy? How did you decide?

2. Ana said, "The length of my pillow is about 20 links long and 25 inches long." Could be or crazy? How did you decide?

Copyright © Kendall Hunt Publishing Company

Could Be or Crazy SAB • Grade 1 • Unit 11 • Lesson 6 **345**

Student Activity Book - Page 345