



Student Activity Book

Digital and Analog Clocks (SAB pp. 445–446)  
Questions 1–3


1.



2. A.



B.




3. A. 1:30  
B. 10:00

Copyright © Kendall Hunt Publishing Company

Name \_\_\_\_\_ Date \_\_\_\_\_

Digital and Analog Clocks

1. Draw a line from each digital clock to the analog clock that shows the same time.



Copyright © Kendall Hunt Publishing Company

The Digital Clock

SAB • Grade 1 • Unit 13 • Lesson 5 445


Student Activity Book - Page 445

Name \_\_\_\_\_ Date \_\_\_\_\_

✓ Check-In: Questions 2-3

2. Draw the hour and minute hand on the analog clock to match the time shown on the digital clock.

A.

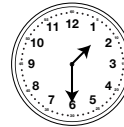


B.

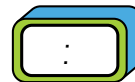
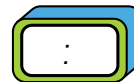



3. Write the time on the digital clock face to match the time shown on the analog clock.

A.



B.



Copyright © Kendall Hunt Publishing Company

446 SAB • Grade 1 • Unit 13 • Lesson 5

The Digital Clock

Student Activity Book - Page 446