


Student Activity Book

Pets Lab (SAB pp. 451–453)

*See Figure 2 in the lesson for a sample graph and data table.

Name _____ Date _____

Pets Lab




Copyright © Kendall Hunt Publishing Company

Collect Pet Data SAB • Grade 1 • Unit 14 • Lesson 2 **451**

Student Activity Book - Page 451

Name _____ Date _____




Pets Data Table

Copyright © Kendall Hunt Publishing Company


452 SAB • Grade 1 • Unit 14 • Lesson 2 Collect Pet Data

Student Activity Book - Page 452

Name _____ Date _____



Pets Bar Graph



Copyright © Kendall Hunt Publishing Company

Collect Pet Data SAB • Grade 1 • Unit 14 • Lesson 2 **453**

Student Activity Book - Page 453

Copyright © Kendall Hunt Publishing Company

*Answers and/or discussion are included in the lesson.

Name _____ Date _____

Room 222's Pets Graph

Pets

Type of Pet	Number of Students
dog	12
cat	6
fish	7
turtle	2
bird	4
other	2
none	4

1. What is the most common pet? _____

2. What is the least common pet? _____

3. A. How many students have cats? _____

B. Which pet is owned by double that number?

4. A. How many students have turtles, birds, and fish altogether?

B. Are there more students with dogs than turtles, birds, and fish altogether? _____

Copyright © Kendall Hunt Publishing Company

Collect Pet Data SAB • Grade 1 • Unit 14 • Lesson 2 455

**Room 222's Pets Graph (SAB pp. 455–456)
Questions 1–7**

1. dog
2. turtle and other
3. A. 6
B. dog
4. A. 13 students
B. no
5. 5 more students (Possible response: I started at the top of the turtle bar (on the graph) and counted up to the top of the fish bar.)
6. 8 more students (Possible response: I looked at my number line to find out how many you have to go to get from 4 to 12.)
7. Stories will vary. (Possible response: Most kids have dogs. Only two have turtles or other pets.)

Student Activity Book - Page 455

Name _____ Date _____

5. How many more students have fish than turtles? _____
Show or tell how you know.

6. How many more students have dogs than birds? _____
Show or tell how you know.

7. Tell a story you see in the graph.

Copyright © Kendall Hunt Publishing Company

456 SAB • Grade 1 • Unit 14 • Lesson 2 Collect Pet Data

Student Activity Book - Page 456