

Student Activity Book

**Golden Eggs (SAB pp. 483–486)
Questions 1–2**

Royal Rabbits

- * Strategies will vary; 5 rabbits will go in each pen. Possible strategy: Draw 4 rabbit pens (boxes) and keep putting 1 rabbit in each box until you reach 20 rabbits.

Golden Reward Problems

- * Problems will vary. Sample problem: The bird laid 3 golden eggs each day for a week. How many golden eggs were there at the end of the week? $3 + 3 + 3 + 3 + 3 + 3 + 3 = 21$ eggs

Name _____ Date _____

Golden Eggs

Royal Rabbits

The king and the children went to the royal rabbit pen. The king said, "I asked the royal carpenter to build 4 rabbit pens. I have 20 rabbits. If each pen holds the same number of rabbits, how many will go in each pen? If you can solve this problem for me, I will reward you with a bird that lays golden eggs."



- How many rabbits will go in each pen? Show your work here.

Copyright © Kendall Hunt Publishing Company

Student Activity Book - Page 483

Name _____ Date _____

Golden Reward Problem

✓ **Check-In: Question 2**

- Write one problem about the bird and the golden eggs. Clearly show how you solved the problem on the back of this page.

Copyright © Kendall Hunt Publishing Company

break	put together	evenly	share	take away
divide	between	how many	each	same amount

Student Activity Book - Page 485

Name _____ Date _____

This is how I solved my problem:

Copyright © Kendall Hunt Publishing Company

Student Activity Book - Page 486

*Answers and/or discussion are included in the lesson.

Name _____ Date _____

The Old Woman and Her Cats

Answer the questions. Show your work in words or pictures.




There was an old woman who wore pretty hats. Within her house, she kept many cats.

Of love, they had plenty, but food they did need.

With each bowl of food, three cats she could feed. She had many large bowls, all ready to use.

But the bowls and the cats she began to confuse.

“Do I have enough bowls? Can I feed every cat? Can somebody please help me figure out that?”



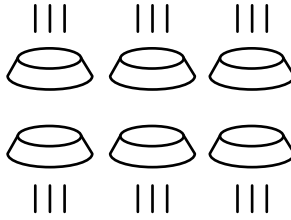
1. How many cats can the woman feed using six bowls?

Copyright © Kendall Hunt Publishing Company

The Old Woman and Her Cats (SAB pp. 487–488)

Questions 1–2

1. 18 cats



$$3 + 3 + 3 + 3 + 3 + 3 = 18$$

2. A.* 6 bowls. Possible strategy:



B.* Yes; 2 more cats

Student Activity Book - Page 487

Name _____ Date _____

2. A. If she had 16 cats, how many bowls would she need?



B. Is there room for more cats at any of the bowls?



Copyright © Kendall Hunt Publishing Company




Student Activity Book - Page 488

*Answers and/or discussion are included in the lesson.

Pet Problems (SAB pp. 489–490)

Questions 1–4

- * 12 wings. See Figure 2.
- 5 turtles. Possible strategy:



- 5 cages. Possible strategy:



- 8 fish. Possible strategy: $4 + 4 = 8$

Name _____ Date _____

Pet Problems

Solve the problems. Explain your thinking with words, a picture, or number sentences. You may use cubes, a number line, or a 100 Chart.

- Imagine that you keep six birds in one cage. How many wings are in the cage?



- Imagine you have 15 turtles. There are 3 rocks in your tank. The same number of turtles sits on each rock. How many turtles need to share each rock?

- Tess and Jack visited a farm. Tess counted 20 rabbits. If she put 4 rabbits in each cage, how many cages would she need?

Copyright © Kendall Hunt Publishing Company

Student Activity Book - Page 489

Name _____ Date _____

- Jack has 2 fish bowls. Each bowl has 4 fish. How many fish does he have?

Pet Problems Feedback Box	Expectation	Check In	Comments
Represent repeated addition and repeated subtraction using counters and drawing. [Q# 1–4]	E2		
Solve repeated addition and repeated subtraction problems using drawings and invented strategies. [Q# 1–4]	E3		

Yes ... Yes, but ... No, but ... No...

MPE1. Know the problem. I read the problem carefully. I know the questions to answer and what information is important.				
MPE2. Find a strategy. I choose good tools and an efficient strategy for solving the problem.				
MPE5. Show my work. I show or tell how I arrived at my answer so someone else can understand my thinking.				
MPE6. Use labels. I use labels to show what numbers mean.				

Student Activity Book - Page 490

Copyright © Kendall Hunt Publishing Company

Copyright © Kendall Hunt Publishing Company

*Answers and/or discussion are included in the lesson.