

Moving on the Number Line

This is a game for two players. The goal is to reach the larger number after four spins.

Materials

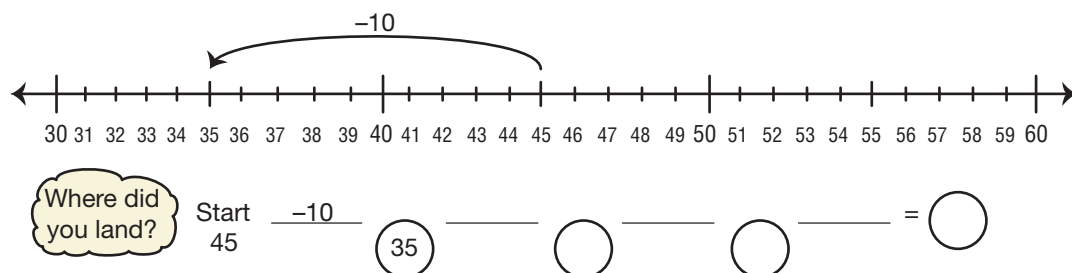
- Moving on the Number Line Spinner
- clear plastic spinner or a pencil and paper clip
- recording sheet
- game markers

Directions

1. Each player places a game marker on the starting number on the number line.
2. Take turns spinning and moving on the number line to the mark that matches your spin.
3. Say a number sentence that describes your move. Then write that move on the line on your recording sheet. Write the number you landed on in the circle below the line.

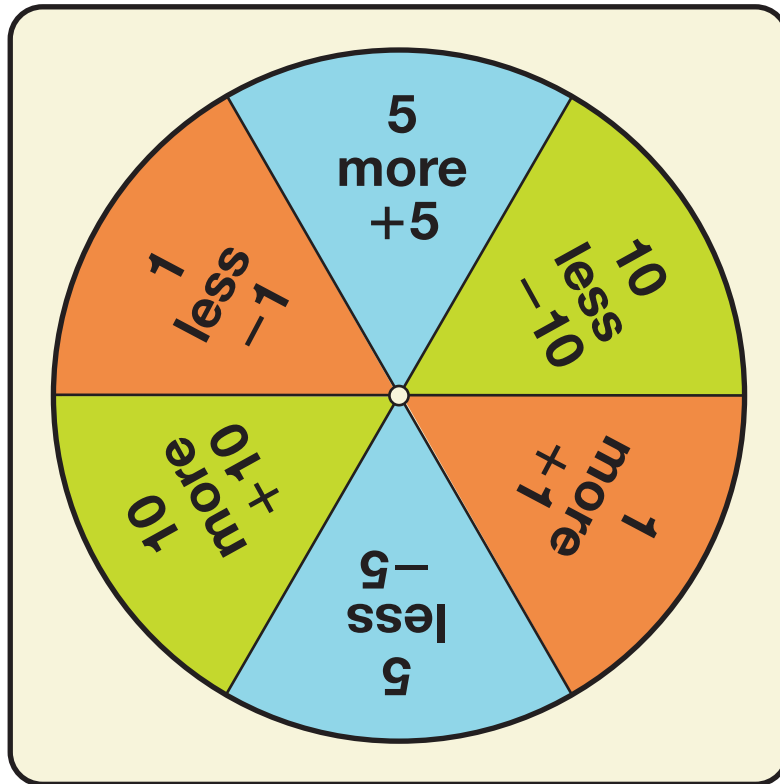
Example:

- Start at 45. Spin 10 less.
- Say, “ $45 - 10 = 35$ ”
- Write your -10 (your spin) on the line and 35 (where you landed) in the circle.



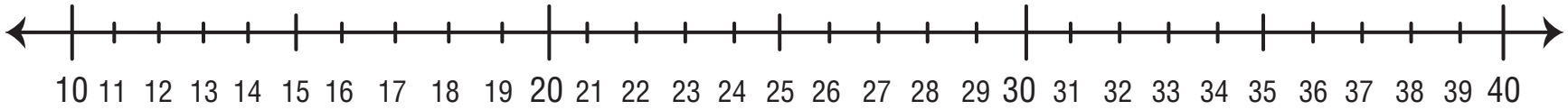
4. The player who reaches the larger number after 4 spins wins.

Moving on the Number Line Spinner

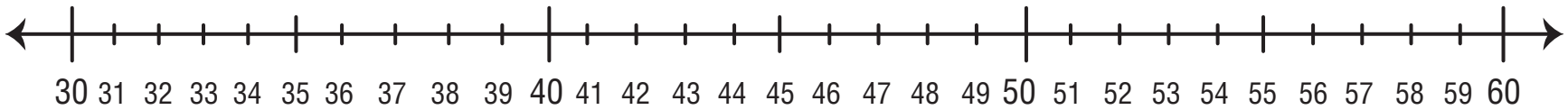


Name _____ Date _____

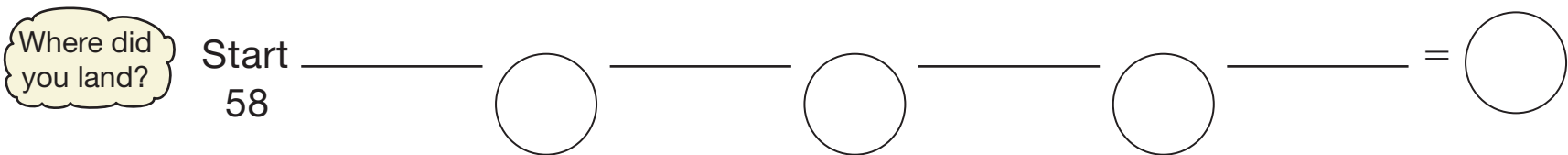
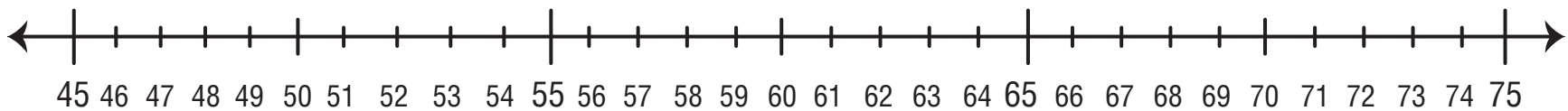
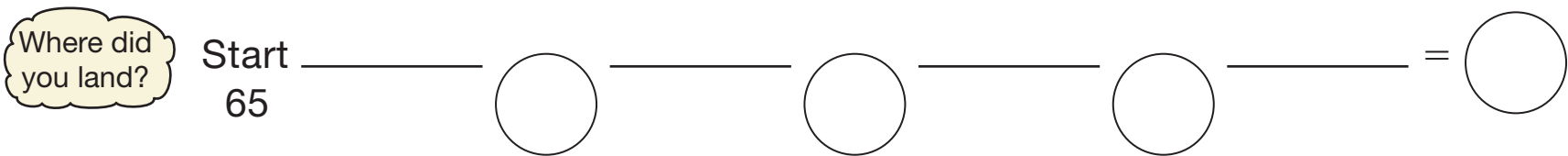
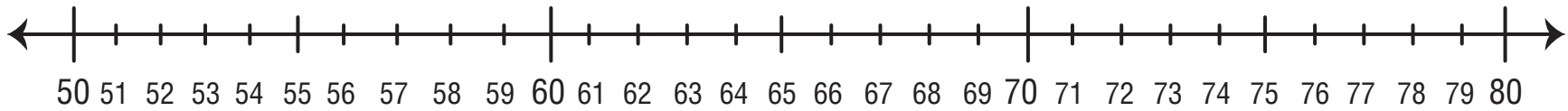
Recording Sheet Game 1



Where did you land? Start 23 _____ ○ _____ ○ _____ ○ _____ = ○

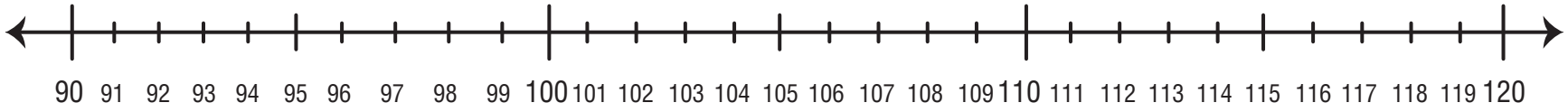


Where did you land? Start 46 _____ ○ _____ ○ _____ ○ _____ = ○



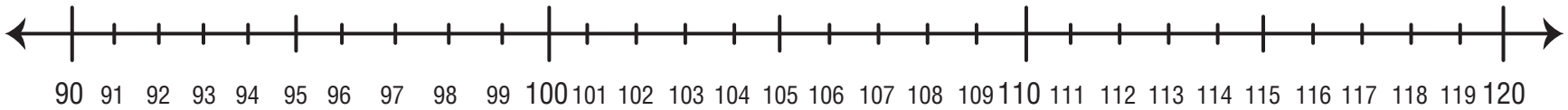
Name _____ Date _____

Recording Sheet Game 2



Where did you land?

Start 105 _____ ○ _____ ○ _____ ○ _____ = ○



Where did you land?

Start 112 _____ ○ _____ ○ _____ ○ _____ = ○

