

Student Activity Book

Name _____ Date _____

Tricky Patterns

Use the clues and the 200 Chart to name the mystery number. Write a number sentence.

What number is:

- 5 more than 65 $65 + 5 =$ _____
- 20 less than 176 _____
- 30 more than 99 _____
- Show or tell how you solved Question 3.

Fill in the boxes with the numbers from the 200 Chart.

-
-
-
-

Copyright © Kendall Hunt Publishing Company

Tricky Patterns (SAB p. 133–134)

- 70; $65 + 5$
- 156; $176 - 20 = 156$
- 129; $99 + 30 = 129$
- Possible response: I moved 3 rows below 99 on the 200 Chart to 129.

-
-
-
-

-
-

-
-

- Possible response: I subtracted 10, then 10 again by going two rows above 29 on the 200 Chart.

Copyright © Kendall Hunt Publishing Company

Student Activity Book - Page 133

Name _____ Date _____

-
-
-
-

- Show or tell how you decided what number to write in the circle in Question 10.

Copyright © Kendall Hunt Publishing Company

Student Activity Book - Page 134

Teacher Guide

**Skip Count on the 200 Chart
(TG pp. 1–2) Homework
Questions 1–3**

115
125
135
145
155

60
70
80
90
100

16
26
36
46
56

32
42
52
62
72

151
161
171
181
191

134
144
154
164
174

- G. The rows increase by ten.
2. A. 25, 30, 35, 40, 45
 B. 175, 180, 185, 190, 195
 C. 95, 100, 105, 110, 115
 D. Possible response: They all skip count by fives.
3. A. 184, 186, 188, 190, 192
 B. 73, 75, 77, 79, 81
 C. 9, 11, 13, 15, 17
 D. Possible response: They all skip count by twos.

Copyright © Kendall Hunt Publishing Company

Name _____ Date _____

Skip Count on the 200 Chart

Homework

Dear Family Member:
 Your child has been exploring the 200 Chart by looking for patterns and skip counting. Ask him or her to find and explain one or two patterns to you. Encourage him or her to show you how the 200 Chart is used to solve these problems. Thank you.

1. A.

115
125
145

 B.

60
90

 C.

16
36
56

D.

32
62

 E.

151
191

 F.

144
164

G. Describe the pattern. _____

Copyright © Kendall Hunt Publishing Company

Homework Master TG • Grade 2 • Unit 3 • Lesson 5 |

Teacher Guide - Page 1

Name _____ Date _____

2. A. 25, _____, _____, 40, 45
 B. 175, _____, 185, _____, _____
 C. _____, 100, 105, _____, 115
 D. Describe the pattern. _____

3. A. 184, 186, _____, _____, 192
 B. 73, _____, 77, _____, 81
 C. _____, 11, _____, 15, 17
 D. Describe the pattern. _____

Copyright © Kendall Hunt Publishing Company

2 TG • Grade 2 • Unit 3 • Lesson 5 **Homework Master**

Teacher Guide - Page 2

Name _____ Date _____

Missing Numbers on the 200 Chart



Dear Family Member:

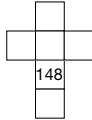
We have been finding patterns on the 200 Chart. Encourage your child to show you how he or she can use patterns and the 200 Chart to fill in the missing numbers from the chart.

Thank you.

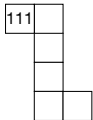
1. A.



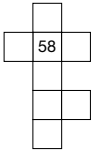
B.



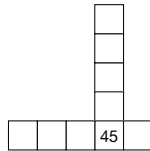
C.



D.



E.



F. What patterns do you see in Question E?

TG • Grade 2 • Unit 3 • Lesson 5

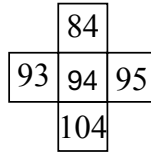
Homework Master

Copyright © Kendall Hunt Publishing Company

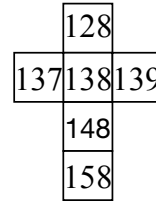
Teacher Guide

Missing Numbers on the 200 Chart (TG)

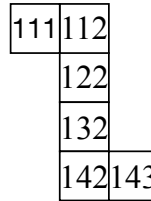
A.



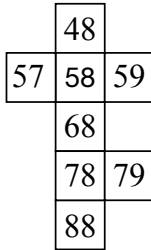
B.



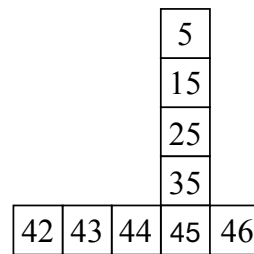
C.



D.



E.



F. Possible response: The column is skip counting by tens. The row goes up by ones; all the numbers in the row start with 4.

Copyright © Kendall Hunt Publishing Company