
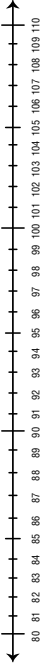



Name \_\_\_\_\_ Date \_\_\_\_\_

**Number Line Moves**

Draw the hops to show skip counting on the number line.

- Start at 58 and skip count by ten.
 
- Start at 83 and skip count by ten.
 
- Start at 95 and skip count by two.
 

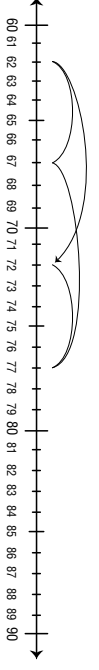
Exploring the Number Line SAB • Grade 2 • Unit 3 • Lesson 7 **153**

Student Activity Book - Page 153

Name \_\_\_\_\_ Date \_\_\_\_\_

4. Frank forgot to record his moves when he played the *Moving on the Number Line* game. Finish labeling his recording sheets.


A.



Start  $+5$   $-10$   $-5$   $+10$  =

Where did you land?

B.



Start  $+10$   $-1$   $-1$  =

Where did you land?

Exploring the Number Line 154 SAB • Grade 2 • Unit 3 • Lesson 7

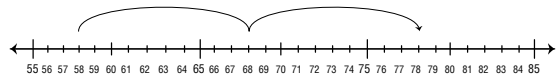
Student Activity Book - Page 154

Student Activity Book

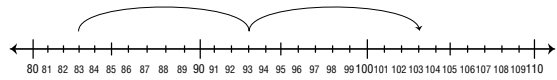
Number Line Moves (SAB pp. 153–154)

Question 1–4

1.



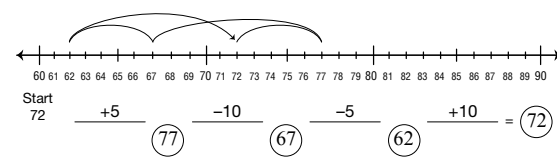
2.



3.



4. A.



B.

