

Are They the Same Number



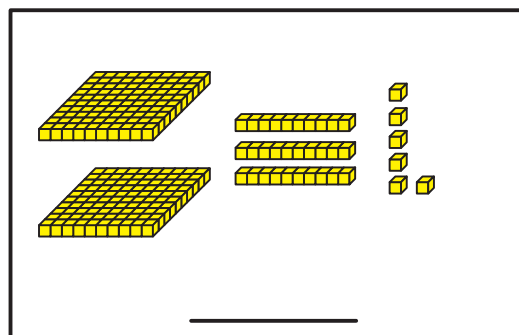
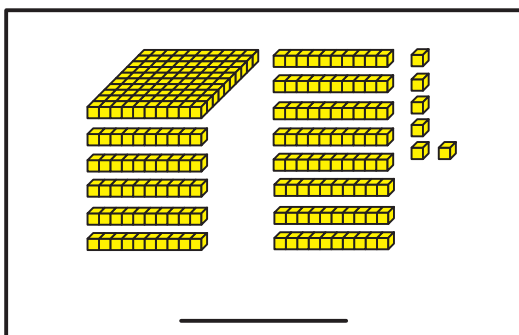
Dear Family Member:

Students continue to learn about place value by using base-ten pieces to represent numbers. In this exercise, they identify representations that are the same after trades have been made between ones and tens and between tens and hundreds. Have your child explain his or her reasoning in deciding the answers to these problems.

Thank you.

What number is shown in each picture? Write the number. Compare the two pictures. If they are the same, circle “yes.” If they are not the same, circle “no.”

1.

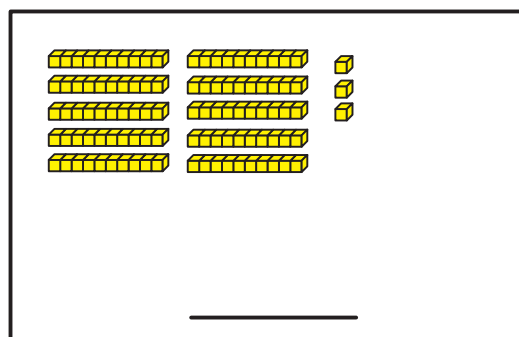
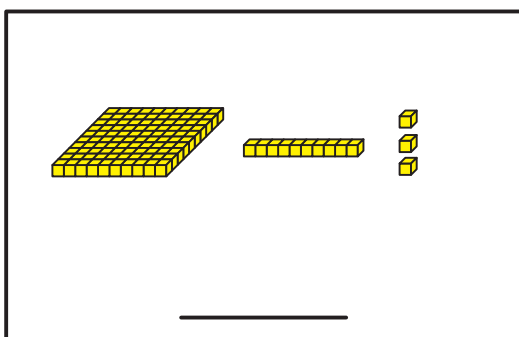


Are they the same?

Yes

No

2.



Are they the same?

Yes

No