

Teacher Guide

Are They the Same Number (TG pp. 1–2)


Homework

Questions 1–6

1. 236; yes
2. 113; 103; 3 no
3. 214; yes
4. 229; 209; no
5. 148; yes
6. 104; yes

Name _____ Date _____

Are They the Same Number



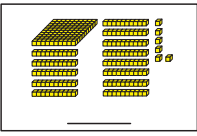
Dear Family Member:

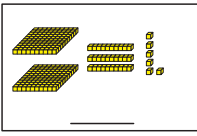
Students continue to learn about place value by using base-ten pieces to represent numbers. In this exercise, they identify representations that are the same after trades have been made between ones and tens and between tens and hundreds. Have your child explain his or her reasoning in deciding the answers to these problems.

Thank you.

What number is shown in each picture? Write the number. Compare the two pictures. If they are the same, circle “yes.” If they are not the same, circle “no.”

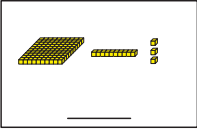
1.

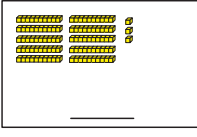




Are they the same? Yes No

2.





Are they the same? Yes No

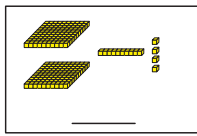
Copyright © Kendall Hunt Publishing Company

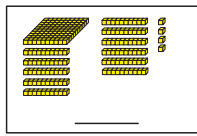
Homework Master TG • Grade 2 • Unit 6 • Lesson 3

Teacher Guide - Page 1

Name _____ Date _____

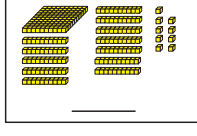
3.

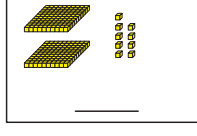




Are they the same? Yes No

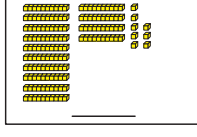
4.

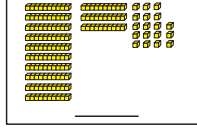




Are they the same? Yes No

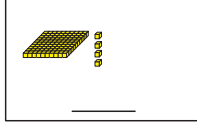
5.

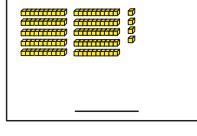




Are they the same? Yes No

6.





Are they the same? Yes No

Copyright © Kendall Hunt Publishing Company

2 TG • Grade 2 • Unit 6 • Lesson 3 Homework Master

Copyright © Kendall Hunt Publishing Company

Teacher Guide - Page 2