



# City Buildings

1. Use cubes to make buildings that look like the three pictures below. Find the volume of each building and write a number sentence to show your strategy. Include units.



**Building A**




**Building B**

Volume \_\_\_\_\_

Volume \_\_\_\_\_

Number sentence \_\_\_\_\_

Number sentence \_\_\_\_\_




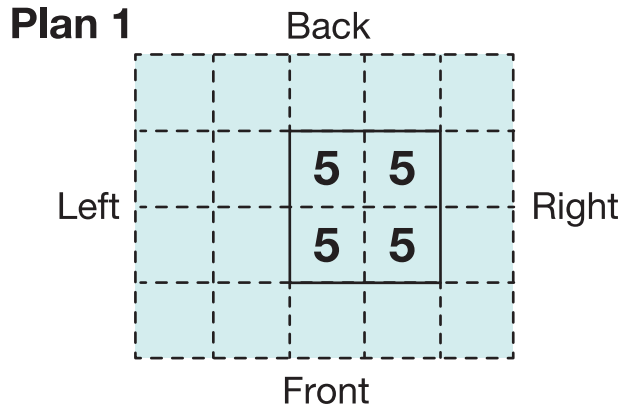
**Building C**

Volume \_\_\_\_\_

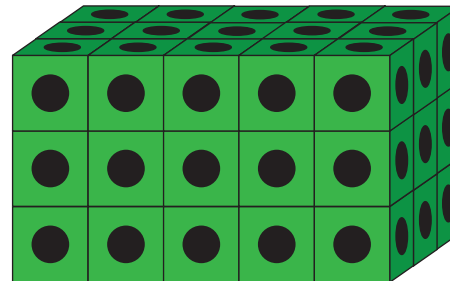
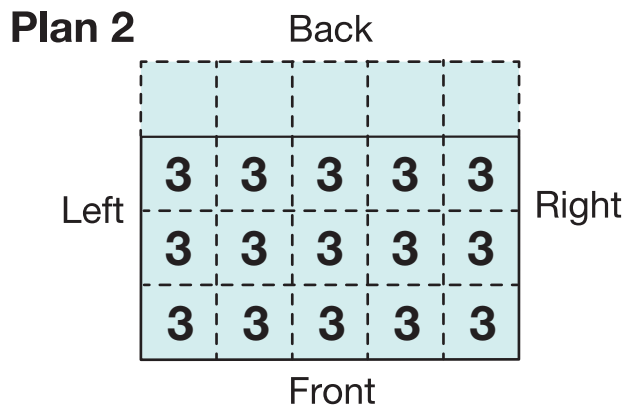
Number sentence \_\_\_\_\_

## Match Up


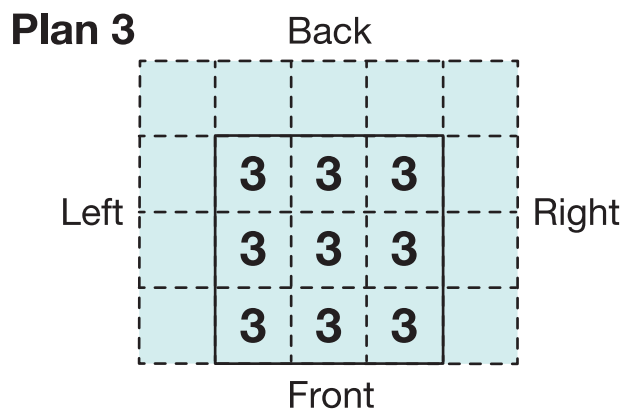
2. Which building goes with which building plan? Draw a line from the plan to the matching building. Be ready to explain how you know.



**Building W**



**Building X**



**Building Y**