

Name _____ Date _____

Scales

Look at the scale to the right.
Write the number for each letter.
Remember to use labels.

1. A. _____
B. _____
C. _____
D. _____
E. _____
F. _____
G. Find 85. Mark it G→.
H. Find 97. Mark it H→.

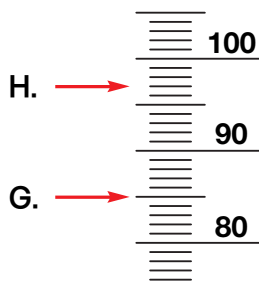
Copyright © Kendall Hunt Publishing Company

Reading ScalesSAB • Grade 2 • Unit 11 • Lesson 1551

Student Activity Book

**Scales (SAB pp. 551–552)
Questions 1–2**

1. A. 10 cc
B. 25 cc
C. 36 cc
D. 49 cc
E. 58 cc
F. 73 cc



Student Activity Book - Page 551

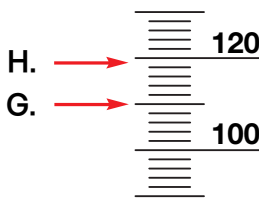
Name _____ Date _____

2. A. _____
B. _____
C. _____
D. _____
E. _____
F. _____
G. Find 110. Mark it G→.
H. Find 119. Mark it H→.

Copyright © Kendall Hunt Publishing Company

552SAB • Grade 2 • Unit 11 • Lesson 1Reading Scales

2. A. 10 cc
B. 22 cc
C. 47 cc
D. 72 cc
E. 85 cc
F. 101 cc



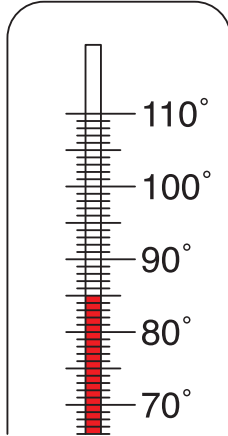
Student Activity Book - Page 552

Thermometers and Speedometers

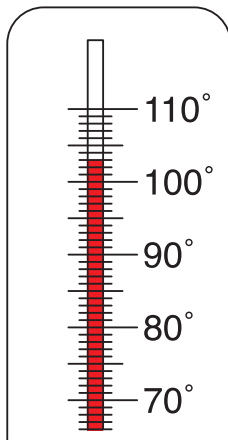
(SAB pp. 553–554)

Questions 1–6

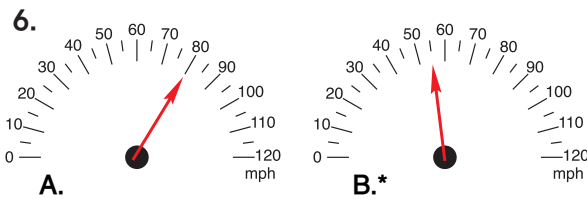
1. 70° F
2. 32° F
- 3.



4.*



5. A.* 85 mph
- B. 35 mph



Copyright © Kendall Hunt Publishing Company

Name _____ Date _____

Thermometers and Speedometers

For Questions 1 and 2, write the temperature the thermometer shows. Remember to use labels.

1. _____ °F

2. _____

3. Color to show 85 °F

4. Color to show 103 °F

Reading Scales SAB • Grade 2 • Unit 11 • Lesson 1 553

Student Activity Book - Page 553

Name _____ Date _____

5. How fast is each car going? Remember to use labels.

A. _____

B. _____

6. Draw an arrow to show the speed on each speedometer.

A. 80 mph

B. 55 mph

554 SAB • Grade 2 • Unit 11 • Lesson 1 Reading Scales

Student Activity Book - Page 554

*Answers and/or discussion are included in the lesson.

Name _____ Date _____

Understanding Scales

Look at the scale to the right.
Write the number for each letter.
Remember to use labels.

1. A. _____
 B. _____
 C. _____
 D. _____
 E. _____
 F. _____
 G. Find 80. Mark it G→.
 H. Find 92. Mark it H→.

Copyright © Kendall Hunt Publishing Company

Reading Scales SAB • Grade 2 • Unit 11 • Lesson 1 **555**

Student Activity Book - Page 555

Name _____ Date _____

2. A. _____
 B. _____
 C. _____
 D. _____
 E. _____
 F. _____
 G. Find 62. Mark it G→.
 H. Find 75. Mark it H→.

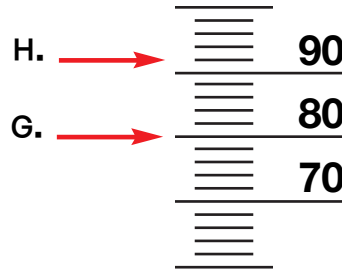
Copyright © Kendall Hunt Publishing Company

556 SAB • Grade 2 • Unit 11 • Lesson 1 **Reading Scales**

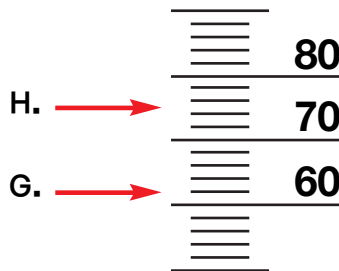
Student Activity Book - Page 556

**Understanding Scales (SAB pp. 555–556)
Questions 1–2**

1. A. 4 cc
 B. 15 cc
 C. 27 cc
 D. 43 cc
 E. 59 cc
 F. 71 cc



2. A. 10 cc
 B. 22 cc
 C. 28 cc
 D. 41 cc
 E. 46 cc
 F. 55 cc

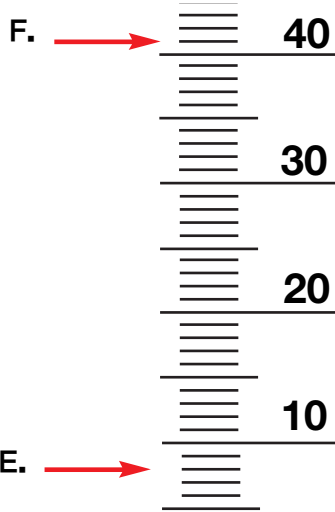


Teacher Guide

Reading Scales at Home (TG pp. 1-2)
Homework

Questions 1-6

- 1. A. 16 cc
- B. 21 cc
- C. 34 cc
- D. 49 cc



- 2. 162 3. 209 4. 137 5. 79
- 6. Drawing and answers will vary.

Name _____ Date _____

Reading Scales at Home

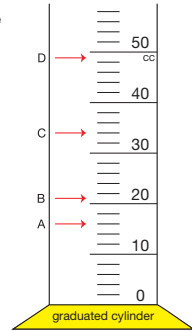


Dear Family Member:

In class we have been reading scales on tools such as thermometers, metersticks, and graduated cylinders. Please help your child determine how the scale is marked to find measurements (i.e. counting by two, five, ten, etc.). Then help your child read scale on tools at home. Thank you.

- 1. Read the graduated cylinder scale to the right. Write a number for each letter. Remember to label your answers.

- A. _____
- B. _____
- C. _____
- D. _____
- E. Find 8. Mark it E →.
- F. Find 41. Mark it F →.



Copyright © Kendall Hunt Publishing Company

Add or subtract.

2. $\begin{array}{r} 135 \\ + 27 \\ \hline \end{array}$ 3. $\begin{array}{r} 168 \\ + 41 \\ \hline \end{array}$ 4. $\begin{array}{r} 146 \\ - 9 \\ \hline \end{array}$ 5. $\begin{array}{r} 97 \\ - 18 \\ \hline \end{array}$

TG • Grade 2 • Unit 11 • Lesson 1

Homework Master

Teacher Guide - Page 1

Name _____ Date _____

- 6. Look for a scale in your home. (Suggested places could be on a radio, bathroom scale, glass measuring cups, refrigerator controls). Draw a picture of it below.

Copyright © Kendall Hunt Publishing Company

What does this scale measure? _____

Homework Master

TG • Grade 2 • Unit 11 • Lesson 1 2

Teacher Guide - Page 2