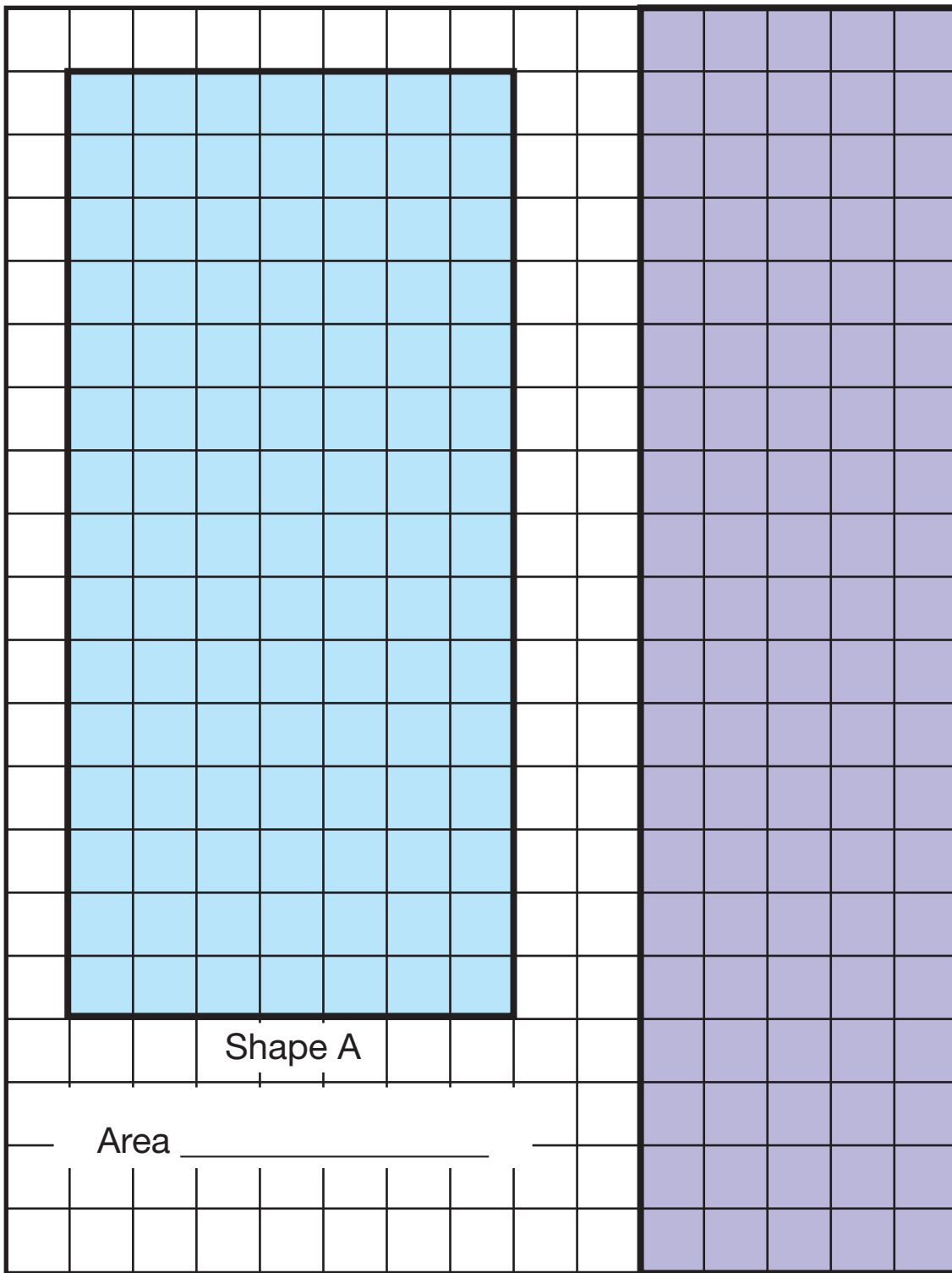


# Find Area on a Grid



Copyright © Kendall Hunt Publishing Company

Shape A




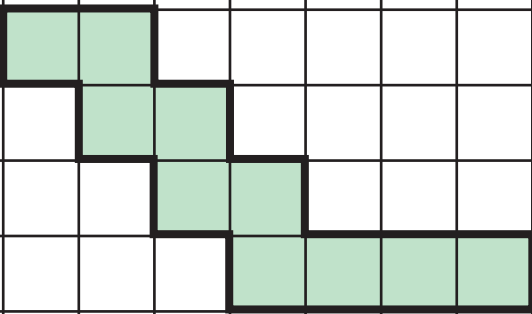
Area \_\_\_\_\_

Shape B

Area \_\_\_\_\_

## Find Area Two Ways

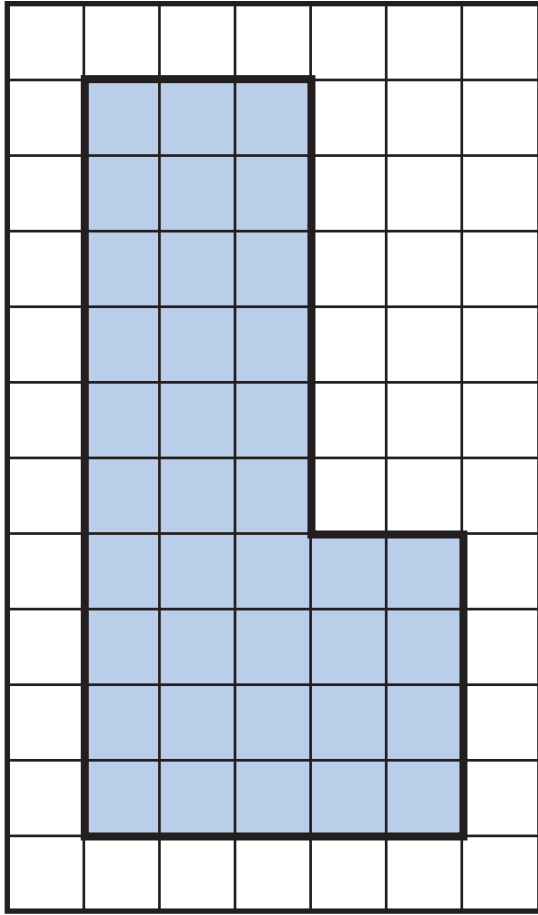
Work with your partner to find the area of the shapes two ways. Label each shape with its area. Include units.

1.		2.	
	Area _____		Area _____
3.		4.	
	Area _____		Area _____



## Check-In: Question 5

5. A. Find the area of this shape. Include units.



Area \_\_\_\_\_

B. Show or tell how you found the area.

Name \_\_\_\_\_ Date \_\_\_\_\_

**Find Area on a Grid**  
**Check-In: Question 5**  
**Feedback Box**

	Expectation	Check In	Comments
Compose and decompose shapes into smaller shapes.	E6		
Find the area of a shape on a grid using counting, repeated addition, and reasoning strategies.	E8		

Yes ...

Yes, but ...

No, but ...

No ...

	Yes ...	Yes, but ...	No, but ...	No ...
<b>MPE5. Show my work.</b> I show or tell how I arrived at my answer so someone else can understand my thinking.				
<b>MPE6. Use labels.</b> I use labels to show what numbers mean.				