

Student Activity Book

**Parts and Wholes (SAB pp. 643–646)
Questions 1–14**

1. green
2. brown
3. green
4. blue
- 5.* green
- 6.* brown
- 7.* red


Name _____ Date _____

Parts and Wholes


Cover the Whole

Cover the shapes below with pattern blocks. For each question, use only one color of blocks.


1. Cover the blue rhombus with 2 pieces.
What color did you use? _____



2. Cover the red trapezoid with 2 pieces.
What color did you use? _____



3. Cover the red trapezoid with 3 pieces.
What color did you use? _____




Copyright © Kendall Hunt Publishing Company


Partition Shapes SAB • Grade 2 • Unit 13 • Lesson 2 **643**

Student Activity Book - Page 643

Name _____ Date _____



4. Cover the yellow hexagon with 3 pieces.
What color did you use? _____
5. Cover the yellow hexagon with 6 pieces.
What color did you use? _____
6. Cover the yellow hexagon with 4 pieces.
What color did you use? _____
7. Cover this shape with 4 pieces.
What color did you use? _____



Copyright © Kendall Hunt Publishing Company

644 SAB • Grade 2 • Unit 13 • Lesson 2 **Partition Shapes**

Student Activity Book - Page 644

*Answers and/or discussion are included in the lesson.


- 8. half
- 9. half
- 10. third
- 11.* third
- 12. sixth
- 13. fourth
- 14. fourth

Name _____ Date _____


Name the Part

For each question, think about how many pieces you used to cover the whole shape. Then use one of the words in the box to fill in the blank.


| | | | | |
|------|--------|-------|-------|--------|
| half | fourth | third | sixth | eighth |
|------|--------|-------|-------|--------|



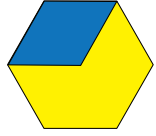
8. The green triangle is one-_____ of the blue rhombus.



9. The brown trapezoid is one-_____ of the red trapezoid.



10. The green triangle is one-_____ of the red trapezoid.




11. The blue rhombus is one-_____ of the yellow hexagon.

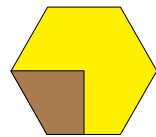
Partition Shapes SAB • Grade 2 • Unit 13 • Lesson 2 645

Student Activity Book - Page 645

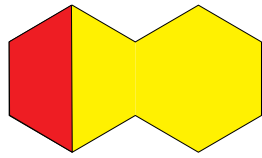
Name _____ Date _____



12. The green triangle is one-_____ of the yellow hexagon.



13. The brown trapezoid is one-_____ of the yellow hexagon.



14. The red trapezoid is one-_____ of the shape.

646 SAB • Grade 2 • Unit 13 • Lesson 2 Partition Shapes

Student Activity Book - Page 646

*Answers and/or discussion are included in the lesson.

Name _____ Date _____

Show Part of the Whole

half fourth third sixth eighth

✓ **Check-In: Questions 1-3**

1. Kim is thinking about the names of parts of shapes. She calls the red trapezoid one-half of the yellow hexagon. She then wonders how the green triangle can also be called one-half of the blue rhombus.

Something seems wrong. Both parts cannot be "half".

Kim

Do you agree with Kim? Why or why not?

2. This is the whole:

A. Shade one-fourth of the whole in the shape above.

B. The blue rhombus is one-_____ of the shape.

Partition Shapes SAB • Grade 2 • Unit 13 • Lesson 2 647

**Show Part of the Whole (SAB pp. 647–650)
Questions 1–5**

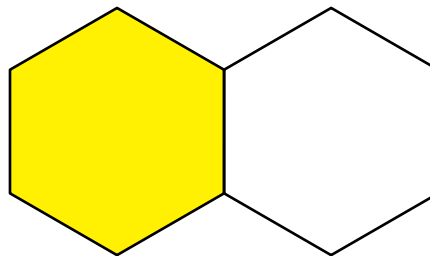
1. Kim is not correct. Possible explanation: Both parts can be called one-half. The red trapezoid is half of the yellow hexagon because if the hexagon is split into two equal parts, a red trapezoid covers one of the two parts. If a blue rhombus is split into two equal parts, a green triangle covers one of the two parts, so the triangle is one-half.

2. A. Possible response:



B. one-half

3. A. Possible response:



B. one-fourth

C. one-half or two-fourths

D.*one-sixth

Student Activity Book - Page 647

Name _____ Date _____

3. This is the whole:

A. Shade one-half of the whole in the shape above.

B. The red trapezoid is one-_____ of the shape.

C. Two red trapezoids are one-_____ of the shape.

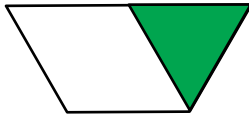
D. The blue rhombus is one-_____ of the shape.

648 SAB • Grade 2 • Unit 13 • Lesson 2 Partition Shapes


Student Activity Book - Page 648

*Answers and/or discussion are included in the lesson.

4. A. Possible response:



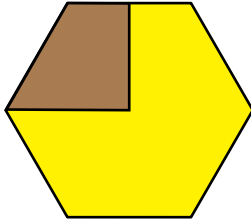
B. Possible response:



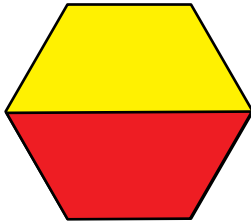
C. Possible response:



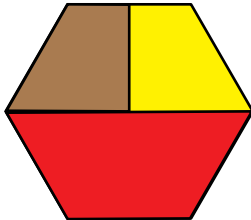
5. A.*Possible response:




B.*Possible response:



C.*Possible response:



D.*Possible response:





Copyright © Kendall Hunt Publishing Company


*Answers and/or discussion are included in the lesson.


Name _____ Date _____

For Questions 4–5, trace a block or blocks and shade to show the part described.

4. This is the whole: 

A. Show one-third of the whole. 

B. Show two-thirds of the whole. 

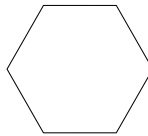
C. Show three-thirds of the whole. 

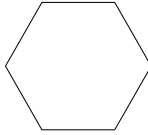
Copyright © Kendall Hunt Publishing Company

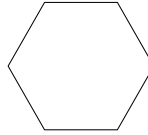
Partition Shapes SAB • Grade 2 • Unit 13 • Lesson 2 649

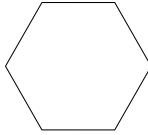
Student Activity Book - Page 649

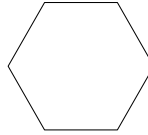
Name _____ Date _____

5. This is the whole: 

A. Show one-fourth of the whole. 

B. Show two-fourths of the whole. 

C. Show three-fourths of the whole. 

D. Show four-fourths of the whole. 

Copyright © Kendall Hunt Publishing Company

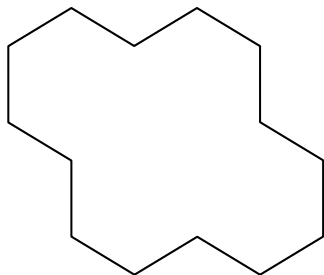
650 SAB • Grade 2 • Unit 13 • Lesson 2 Partition Shapes

Student Activity Book - Page 650

Name _____ Date _____

Mrs. Murphy's Party Cake

Mrs. Murphy made a big cake shaped like this for a party:



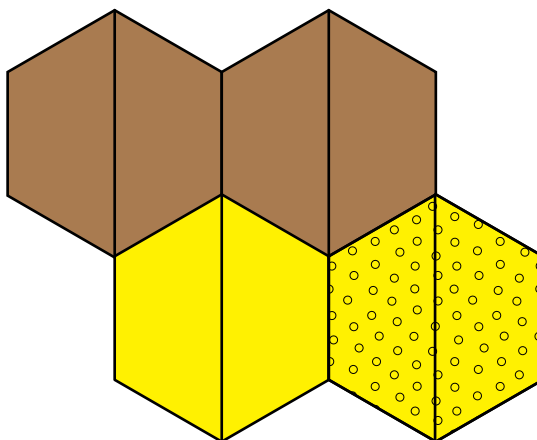
1. Half of the cake was chocolate and half of the cake was yellow. Color the chocolate half brown.
2. Color the yellow half yellow.
3. One fourth of the cake had strawberry filling. Put red dots on this part.
4. The rest of the cake had vanilla filling. How much of the cake had vanilla filling?
5. She cut the cake into eight equal pieces. Trace a pattern block to show the cake cut into eighths.

Copyright © Kendall Hunt Publishing Company

**Mrs. Murphy's Party Cake (SAB p. 653)
Questions 1–5**

Possible responses for Questions 1–3 and 5 are shown in the drawing below:

1–3, 5.



4. three-fourths

Teacher Guide

Find Part of the Whole (TG pp. 1–2)

Homework

Questions 1–4


1. red trapezoid
2. green triangle
3. red trapezoid
4. green triangle

Name _____ Date _____




Find Part of the Whole

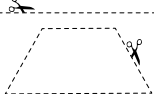
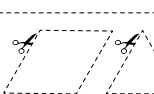
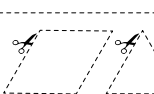

Homework

Dear Family Member:
Your child has been using pattern blocks to learn about fractional parts of wholes. Given the whole, they are to find a half, third, or fourth. Your child can color, cut out, and use the pattern block shapes at the bottom of the page to help them solve the problems if they choose.
Thank you.

1. This is the whole: 

Circle the pattern block that shows one-half:


   

TG • Grade 2 • Unit 13 • Lesson 2 Homework Master




Copyright © Kendall Hunt Publishing Company


Teacher Guide - Page 1

Name _____ Date _____




2. This is the whole: 


Circle the pattern block that shows one-third:




3. This is the whole: 

Circle the pattern block that shows one-fourth:

4. This is the whole: 

Circle the pattern block that shows one-fourth:

Homework Master TG • Grade 2 • Unit 13 • Lesson 2 2

Copyright © Kendall Hunt Publishing Company

Teacher Guide - Page 2