

**Student Activity Book**

**Fair Shares or Not Fair Shares  
(SAB pp. 655–656)**

**Questions 1–3**


1.
  - A. half
  - B. not half
  - C. half
  - D. half
  - E. not half
  - F. not half
  - G. half
  - H. No, the shape in Question B is not cut in half. It is cut into 2 pieces, but the pieces are unequal.
2.
  - A. not thirds
  - B. thirds
  - C. thirds
  - D. thirds
3.
  - A. fourths
  - B. fourths
  - C. fourths
  - D. not fourths


Name \_\_\_\_\_ Date \_\_\_\_\_


**Fair Shares or Not Fair Shares**


**2 Fair Shares**


1. Circle the shapes that are cut in half.


A. 


C. 

B. 

E. 

D. 

G. 

F. 

✓ **Check-In: Question 1H**

H. Is the shape in Question 1B cut in half? Explain your answer.

Copyright © Kendall Hunt Publishing Company


Fair Shares or Not Fair Shares
SAB • Grade 2 • Unit 13 • Lesson 3
655


**Student Activity Book - Page 655**


Name \_\_\_\_\_ Date \_\_\_\_\_


**3 Fair Shares**

2. Circle the shapes that are cut into thirds.

A. 


B. 


C. 


D. 


**4 Fair Shares**

3. Circle the shapes that are cut into fourths.

A. 

B. 

C. 

D. 

Copyright © Kendall Hunt Publishing Company

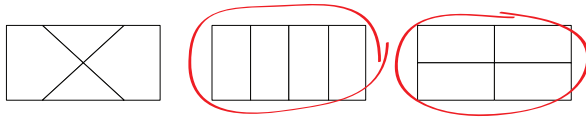
656
SAB • Grade 2 • Unit 13 • Lesson 3
Fair Shares or Not Fair Shares

**Student Activity Book - Page 656**

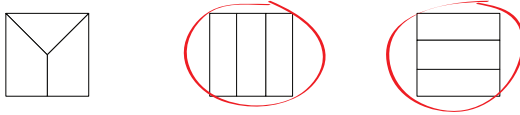
**Fourths, Thirds, and Halves (SAB p. 657)**

**Questions 1–4**

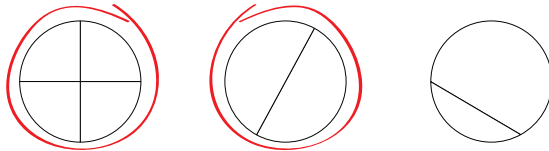
1.



2.



3.




4. Josh is incorrect. The pizzas are different sizes so the halves are not equal.

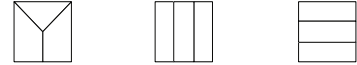
Name \_\_\_\_\_ Date \_\_\_\_\_

**Fourths, Thirds, and Halves**

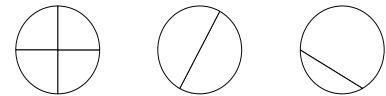
1. Circle the rectangles that show fourths.



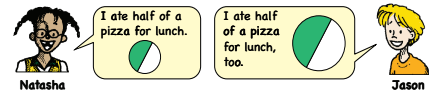
2. Circle the squares that show thirds.



3. Circle the shapes that show halves.



4. Josh says, "Natasha and Jason ate the same amount of pizza for lunch." Do you agree with Josh? Why or why not?



Copyright © Kendall Hunt Publishing Company

Fair Shares or Not Fair Shares

SAB • Grade 2 • Unit 13 • Lesson 3 657

Student Activity Book - Page 657

**Teacher Guide**

**One-Half, One-Fourth, and One-Third (TG)**

**Questions A–L**

- A. one-half (red)
- B. one-half (red)
- C. nothing
- D. one-fourth (blue)
- E. one-half (red)
- F. one-fourth (blue)
- G. one-half (red)
- H. one-half (red)
- I. nothing
- J. nothing
- K. one-third (yellow)
- L. one-fourth (blue)

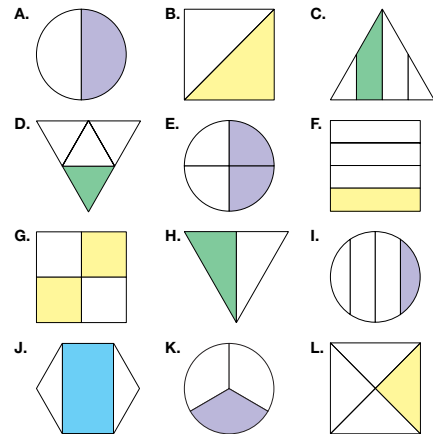
Copyright © Kendall Hunt Publishing Company

Name \_\_\_\_\_ Date \_\_\_\_\_

**One-Half, One-Fourth, and One-Third**



- In red, circle the shapes where half of the shape is shaded.
- In yellow, circle the shapes where one-third of the shape is shaded.
- In blue, circle the shapes where one-fourth of the shape is shaded.



Copyright © Kendall Hunt Publishing Company

Homework Master

TG • Grade 2 • Unit 13 • Lesson 3

Teacher Guide