



Name \_\_\_\_\_ Date \_\_\_\_\_


**Shade the Shares**



**Color the parts described.**

- Show one of 2 equal shares by shading one-half of the rectangle.
 


- Show one of 3 equal shares by shading one-third of the rectangle.
 



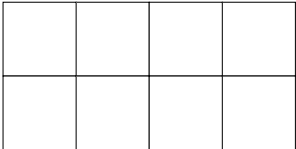
Copyright © Kendall Hunt Publishing Company

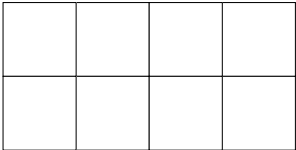
TG • Grade 2 • Unit 13 • Lesson 4 Homework Master

**Teacher Guide - Page 1**

Name \_\_\_\_\_ Date \_\_\_\_\_

- Show one of 4 equal shares by shading one-fourth of the rectangle.
 


- This is the rectangle from Question 3. Shade one-fourth of the rectangle another way.
 


  - Show or tell how you know you shaded one-fourth of the rectangle in Question 4A.

Copyright © Kendall Hunt Publishing Company

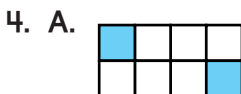
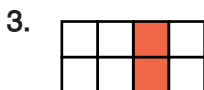
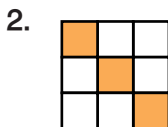

Homework Master TG • Grade 2 • Unit 13 • Lesson 4 2

**Teacher Guide - Page 2**

**Teacher Guide**

**Shade the Shares (TG pp. 1–2)  
Homework  
Questions 1–4**

Responses will vary. Possible responses are given for Questions 1–4.



B. Possible response: I know 2 squares are one-fourth of the 8 squares in the whole because 4 fair shares of 8 is 2.