

Name \_\_\_\_\_ Date \_\_\_\_\_

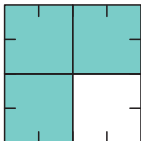
**One-Half Plus One-Fourth 3**



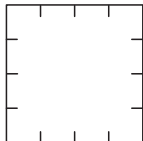
1. What part of Square A is shaded? \_\_\_\_\_
2. What part of Square C is shaded? \_\_\_\_\_
3. What part of Square D is shaded? \_\_\_\_\_

**Cut out the shaded parts in Squares C and D. Then paste them on Square B to look like Square A.**

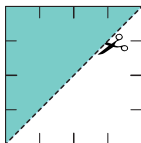
4. One-half plus one-fourth equals \_\_\_\_\_.



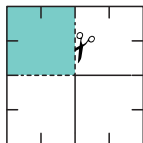
Square A



Square B



Square C



Square D

Copyright © Kendall Hunt Publishing Company

Homework Master

TG • Grade 2 • Unit 13 • Lesson 5

**Teacher Guide**

**One-Half Plus One-Fourth 3 (TG)  
Homework  
Questions 1–4**

1. three-fourths
2. one-half
3. one-fourth
4. three-fourths

**Teacher Guide**

Copyright © Kendall Hunt Publishing Company